

PARAMETRO DEPARTAMENTO MUNICIPIO DE PITALITO

891180077-0
EJECUCION ACTIVA

martes, 06 de agosto de 2019

Página 1 de 21

MUNICIPIO DE PITALITO

MIGUEL ANTONIO RICO RINCO

ENERO-JUNIO
MES DE LA CUENTA

2019
AÑO

NOMBRE DE LA ENTIDAD


NOMBRE JEFE DEL ORGANISMO

NOMBRE JEFE AREA PRESUPUESTO

PITALITO, 6 de Agosto de 2019
CIUDAD Y FECHA DE ELABORACION

NOMBRE ENCARGADO AREA

ARTICULO	CONCEPTO	ESTIMATIVO INICIAL	ADICIONES/R EINTEGRO	REDUCCION ES	TRASL. CREDITOS	TRASL. CONTRACREDITOS	ESTIMATIVO TOTAL	RECONOCIMIENTOS			RECAUDOS			SALDOS POR RECAUDAR	SALDOS POR EJECUTAR
								MESES ANTER.	MES	ACUMULADO	MESES ANTER.	MES	ACUMULADO		
1	INGRESOS TOTALES	173,451,936,154.26	41,982,585,171.09	410,733,344.79	00.00	00.00	215,023,787,989.56	00.00	123,893,714,020.84	123,893,714,020.84	00.00	123,893,714,020.84	123,893,714,020.84	00.00	91,130,073,959.72
11	INGRESOS CORRIENTES	173,451,936,154.26	25,704,881,885.94	368,733,344.79	00.00	00.00	198,788,024,695.41	00.00	113,596,677,042.08	113,596,677,042.08	00.00	113,596,677,042.08	113,596,677,042.08	00.00	85,191,407,653.33
1101	TRIBUTARIOS	16,382,388,519.00	00.00	2,187,623.20	00.00	00.00	16,380,200,895.80	00.00	12,533,681,954.37	12,533,681,954.37	00.00	12,533,681,954.37	12,533,681,954.37	00.00	3,846,518,941.43
110101	IMPUESTO PREDIAL UNIFICADO	5,377,694,698.00	00.00	00.00	00.00	00.00	5,377,694,698.00	00.00	5,120,200,762.00	5,120,200,762.00	00.00	5,120,200,762.00	5,120,200,762.00	00.00	257,493,936.00
11010101	IMPUESTO PREDIAL UNIFICADO VIGENCIA ACTUAL (INCLUYE COMPENSACION RESGUARDOS INDIGENAS)	4,549,694,698.00	00.00	00.00	00.00	00.00	4,549,694,698.00	00.00	4,441,676,667.00	4,441,676,667.00	00.00	4,441,676,667.00	4,441,676,667.00	00.00	108,018,031.00
1101010101	LIBRE D IMPUESTOS	4,549,694,698.00	00.00	00.00	00.00	00.00	4,549,694,698.00	00.00	4,441,676,667.00	4,441,676,667.00	00.00	4,441,676,667.00	4,441,676,667.00	00.00	108,018,031.00
11010102	IMPUESTO PREDIAL UNIFICADO VIGENCIAS ANTERIORES (INCLUYE COMPENSACION RESGUARDOS INDIGENAS)	828,000,000.00	00.00	00.00	00.00	00.00	828,000,000.00	00.00	678,524,095.00	678,524,095.00	00.00	678,524,095.00	678,524,095.00	00.00	149,475,905.00
1101010201	LIBRE D IMPUESTOS	828,000,000.00	00.00	00.00	00.00	00.00	828,000,000.00	00.00	678,524,095.00	678,524,095.00	00.00	678,524,095.00	678,524,095.00	00.00	149,475,905.00
110102	IMPUESTO DE INDUSTRIA Y COMERCIO	3,586,805,548.00	00.00	00.00	00.00	00.00	3,586,805,548.00	00.00	3,223,209,946.37	3,223,209,946.37	00.00	3,223,209,946.37	3,223,209,946.37	00.00	383,595,601.63
11010201	IMPUESTO INDUSTRIA Y COMERCIO VIGENCIA ACTUAL	3,462,605,548.00	00.00	00.00	00.00	00.00	3,462,605,548.00	00.00	3,154,251,321.37	3,154,251,321.37	00.00	3,154,251,321.37	3,154,251,321.37	00.00	308,354,226.63
1101020101	LIBRE D IMPUESTOS	3,462,605,548.00	00.00	00.00	00.00	00.00	3,462,605,548.00	00.00	3,154,251,321.37	3,154,251,321.37	00.00	3,154,251,321.37	3,154,251,321.37	00.00	308,354,226.63
11010202	IMPUESTO DE INDUSTRIA Y COMERCIO VIGENCIA ANTERIOR	124,200,000.00	00.00	00.00	00.00	00.00	124,200,000.00	00.00	68,958,625.00	68,958,625.00	00.00	68,958,625.00	68,958,625.00	00.00	55,241,375.00
1101020201	LIBRE D IMPUESTOS	124,200,000.00	00.00	00.00	00.00	00.00	124,200,000.00	00.00	68,958,625.00	68,958,625.00	00.00	68,958,625.00	68,958,625.00	00.00	55,241,375.00
110103	AVISOS Y TABLEROS	659,310,000.00	00.00	00.00	00.00	00.00	659,310,000.00	00.00	696,271,283.00	696,271,283.00	00.00	696,271,283.00	696,271,283.00	00.00	(6,961,283.00)
11010301	AVISOS Y TABLEROS VIGENCIA ACTUAL	674,526,060.00	00.00	00.00	00.00	00.00	674,526,060.00	00.00	688,179,918.00	688,179,918.00	00.00	688,179,918.00	688,179,918.00	00.00	(13,653,858.00)



PARAMETRO DEPARTAMENTO MUNICIPIO DE PITALITO


891180077-0

EJECUCION ACTIVA

martes, 06 de agosto de 2019

Página 2 de 21

ARTICULO	CONCEPTO	ESTIMATIVO INICIAL	ADICIONES/R EINTEGRO	REDUCCIONES	TRASL. CREDITOS	TRASL. CONTRACREDITOS	ESTIMATIVO TOTAL	RECONOCIMIENTOS			RECAUDOS			SALDOS POR RECAUDAR	SALDOS POR EJECUTAR
								MESES ANTER.	MES	ACUMULADO	MESES ANTER.	MES	ACUMULADO		
11010301 110101	LIBRE D IMPUESTOS	674,526,060.00	00.00	00.00	00.00	00.00	674,526,060.00	00.00	688,179,918.00	688,179,918.00	00.00	688,179,918.00	688,179,918.00	00.00	(13,653,858.00)
11010302	AVISOS Y TABLEROS VIGENCIAS ANTERIORES	14,783,940.00	00.00	00.00	00.00	00.00	14,783,940.00	00.00	8,091,365.00	8,091,365.00	00.00	8,091,365.00	8,091,365.00	00.00	6,692,575.00
11010302 110101	LIBRE D IMPUESTOS	14,783,940.00	00.00	00.00	00.00	00.00	14,783,940.00	00.00	8,091,365.00	8,091,365.00	00.00	8,091,365.00	8,091,365.00	00.00	6,692,575.00
110104	IMPUESTO DE DELINACION	27,473,288.00	00.00	00.00	00.00	00.00	27,473,288.00	00.00	11,153,200.00	11,153,200.00	00.00	11,153,200.00	11,153,200.00	00.00	16,320,088.00
110104 110101	LIBRE D IMPUESTOS	27,473,288.00	00.00	00.00	00.00	00.00	27,473,288.00	00.00	11,153,200.00	11,153,200.00	00.00	11,153,200.00	11,153,200.00	00.00	16,320,088.00
110106	DEGUELLO DE GANADO	263,162,147.00	00.00	00.00	00.00	00.00	263,162,147.00	00.00	123,884,926.00	123,884,926.00	00.00	123,884,926.00	123,884,926.00	00.00	139,277,221.00
110106 110101	LIBRE D IMPUESTOS	263,162,147.00	00.00	00.00	00.00	00.00	263,162,147.00	00.00	123,884,926.00	123,884,926.00	00.00	123,884,926.00	123,884,926.00	00.00	139,277,221.00
110107	SOBRETASA A LA GASOLINA	5,369,850,222.00	00.00	2,187,623.20	00.00	00.00	5,367,662,598.80	00.00	2,587,701,502.00	2,587,701,502.00	00.00	2,587,701,502.00	2,587,701,502.00	00.00	2,779,961,096.80
110107 1102	SOBRETASA A LA GASOLINA	5,369,850,222.00	00.00	2,187,623.20	00.00	00.00	5,367,662,598.80	00.00	2,587,701,502.00	2,587,701,502.00	00.00	2,587,701,502.00	2,587,701,502.00	00.00	2,779,961,096.80
110108	OTROS INGRESOS TRIBUTARIOS	1,068,092,616.00	00.00	00.00	00.00	00.00	1,068,092,616.00	00.00	771,260,335.00	771,260,335.00	00.00	771,260,335.00	771,260,335.00	00.00	296,832,281.00
11010801	OCUPACION DEL ESPACIO PUBLICO	51,750,000.00	00.00	00.00	00.00	00.00	51,750,000.00	00.00	23,540,673.00	23,540,673.00	00.00	23,540,673.00	23,540,673.00	00.00	28,209,327.00
11010801 110101	LIBRE D IMPUESTOS	51,750,000.00	00.00	00.00	00.00	00.00	51,750,000.00	00.00	23,540,673.00	23,540,673.00	00.00	23,540,673.00	23,540,673.00	00.00	28,209,327.00
11010802	NOMENCLATURA	61,893,000.00	00.00	00.00	00.00	00.00	61,893,000.00	00.00	37,057,435.00	37,057,435.00	00.00	37,057,435.00	37,057,435.00	00.00	24,835,565.00
11010802 110101	LIBRE D IMPUESTOS	61,893,000.00	00.00	00.00	00.00	00.00	61,893,000.00	00.00	37,057,435.00	37,057,435.00	00.00	37,057,435.00	37,057,435.00	00.00	24,835,565.00
11010803	LICENCIAS DE URBANISMO	150,000,000.00	00.00	00.00	00.00	00.00	150,000,000.00	00.00	87,396,420.00	87,396,420.00	00.00	87,396,420.00	87,396,420.00	00.00	62,603,580.00
11010803 110101	LIBRE D IMPUESTOS	150,000,000.00	00.00	00.00	00.00	00.00	150,000,000.00	00.00	87,396,420.00	87,396,420.00	00.00	87,396,420.00	87,396,420.00	00.00	62,603,580.00
11010804	LICENCIAS DE CONSTRUCCION	593,000,000.00	00.00	00.00	00.00	00.00	593,000,000.00	00.00	475,674,983.00	475,674,983.00	00.00	475,674,983.00	475,674,983.00	00.00	117,325,017.00
11010804 110101	LIBRE D IMPUESTOS	593,000,000.00	00.00	00.00	00.00	00.00	593,000,000.00	00.00	475,674,983.00	475,674,983.00	00.00	475,674,983.00	475,674,983.00	00.00	117,325,017.00
11010805	PERMISOS PARA VENTAS EN NOTARIAS	20,947,365.00	00.00	00.00	00.00	00.00	20,947,365.00	00.00	00.00	00.00	00.00	00.00	00.00	00.00	20,947,365.00
11010805 110101	LIBRE D IMPUESTOS	20,947,365.00	00.00	00.00	00.00	00.00	20,947,365.00	00.00	00.00	00.00	00.00	00.00	00.00	00.00	20,947,365.00
11010806	USO DE SUELOS	156,037,324.00	00.00	00.00	00.00	00.00	156,037,324.00	00.00	128,407,462.00	128,407,462.00	00.00	128,407,462.00	128,407,462.00	00.00	27,629,862.00
11010806 110101	LIBRE D IMPUESTOS	156,037,324.00	00.00	00.00	00.00	00.00	156,037,324.00	00.00	128,407,462.00	128,407,462.00	00.00	128,407,462.00	128,407,462.00	00.00	27,629,862.00
11010807	PESAS Y MEDIDAS	21,735,000.00	00.00	00.00	00.00	00.00	21,735,000.00	00.00	14,345,646.00	14,345,646.00	00.00	14,345,646.00	14,345,646.00	00.00	7,389,354.00



PARAMETRO DEPARTAMENTO MUNICIPIO DE PITALITO

891180077-0
EJECUCION ACTIVA

martes, 06 de agosto de 2019

Página 3 de 21

ARTICULO	CONCEPTO	ESTIMATIVO INICIAL	ADICIONES/R EINTEGRO	REDUCCIONES	TRASL. CREDITOS	TRASL. CONTRACREDITOS	ESTIMATIVO TOTAL	RECONOCIMIENTOS			RECAUDOS			SALDOS POR RECAUDAR	SALDOS POR EJECUTAR
								MESES ANTER.	MES	ACUMULADO	MESES ANTER.	MES	ACUMULADO		
11010807 110101	LIBRE D IMPUESTOS	21,735,000.00	00.00	00.00	00.00	00.00	21,735,000.00	00.00	14,345,646.00	14,345,646.00	00.00	14,345,646.00	14,345,646.00	00.00	7,389,354.00
11010808	PUBLICIDAD EXTERIOR VISUAL	12,729,927.00	00.00	00.00	00.00	00.00	12,729,927.00	00.00	4,837,716.00	4,837,716.00	00.00	4,837,716.00	4,837,716.00	00.00	7,892,211.00
11010808 110101	LIBRE D IMPUESTOS	12,729,927.00	00.00	00.00	00.00	00.00	12,729,927.00	00.00	4,837,716.00	4,837,716.00	00.00	4,837,716.00	4,837,716.00	00.00	7,892,211.00
1102	NO TRIBUTARIOS	157,069,547,635.26	25,704,881,885.94	366,545,721.59	00.00	00.00	182,407,883,799.61	00.00	101,062,995,087.71	101,062,995,087.71	00.00	101,062,995,087.71	101,062,995,087.71	00.00	81,344,888,711.90
110201	TASAS Y DERECHOS	6,365,409.00	00.00	00.00	00.00	00.00	6,365,409.00	00.00	4,024,032.00	4,024,032.00	00.00	4,024,032.00	4,024,032.00	00.00	2,341,377.00
11020101	REGISTRO DE MARCAS Y HERRETES	6,365,409.00	00.00	00.00	00.00	00.00	6,365,409.00	00.00	4,024,032.00	4,024,032.00	00.00	4,024,032.00	4,024,032.00	00.00	2,341,377.00
11020101 110102	LIBRE D TASAS	6,365,409.00	00.00	00.00	00.00	00.00	6,365,409.00	00.00	4,024,032.00	4,024,032.00	00.00	4,024,032.00	4,024,032.00	00.00	2,341,377.00
110202	MULTAS Y SANCIONES	860,941,233.00	00.00	00.00	00.00	00.00	860,941,233.00	00.00	540,475,597.00	540,475,597.00	00.00	540,475,597.00	540,475,597.00	00.00	320,465,636.00
11020201	INTERESES MORATORIOS	695,810,819.00	00.00	00.00	00.00	00.00	695,810,819.00	00.00	366,365,985.00	366,365,985.00	00.00	366,365,985.00	366,365,985.00	00.00	329,444,834.00
1102020101	PREDIAL	607,930,915.00	00.00	00.00	00.00	00.00	607,930,915.00	00.00	325,106,471.00	325,106,471.00	00.00	325,106,471.00	325,106,471.00	00.00	282,824,444.00
1102020101 110103	LIBRE D MULTAS	607,930,915.00	00.00	00.00	00.00	00.00	607,930,915.00	00.00	325,106,471.00	325,106,471.00	00.00	325,106,471.00	325,106,471.00	00.00	282,824,444.00
1102020102	INDUSTRIA Y COMERCIO	41,969,250.00	00.00	00.00	00.00	00.00	41,969,250.00	00.00	27,742,481.00	27,742,481.00	00.00	27,742,481.00	27,742,481.00	00.00	14,226,769.00
1102020102 110103	LIBRE D MULTAS	41,969,250.00	00.00	00.00	00.00	00.00	41,969,250.00	00.00	27,742,481.00	27,742,481.00	00.00	27,742,481.00	27,742,481.00	00.00	14,226,769.00
1102020103	OTROS INTERESES MORATORIOS	45,910,654.00	00.00	00.00	00.00	00.00	45,910,654.00	00.00	13,517,033.00	13,517,033.00	00.00	13,517,033.00	13,517,033.00	00.00	32,393,621.00
1102020103 110103	LIBRE D MULTAS	45,910,654.00	00.00	00.00	00.00	00.00	45,910,654.00	00.00	13,517,033.00	13,517,033.00	00.00	13,517,033.00	13,517,033.00	00.00	32,393,621.00
11020202	SANCIONES TRIBUTARIAS	165,130,414.00	00.00	00.00	00.00	00.00	165,130,414.00	00.00	174,109,612.00	174,109,612.00	00.00	174,109,612.00	174,109,612.00	00.00	(8,979,198.00)
1102020201	INDUSTRIA Y COMERCIO	163,784,914.00	00.00	00.00	00.00	00.00	163,784,914.00	00.00	171,560,677.00	171,560,677.00	00.00	171,560,677.00	171,560,677.00	00.00	(7,775,763.00)
1102020201 110103	LIBRE D MULTAS	163,784,914.00	00.00	00.00	00.00	00.00	163,784,914.00	00.00	171,560,677.00	171,560,677.00	00.00	171,560,677.00	171,560,677.00	00.00	(7,775,763.00)
1102020202	OTRAS MULTAS Y SANCIONES	1,345,500.00	00.00	00.00	00.00	00.00	1,345,500.00	00.00	2,548,935.00	2,548,935.00	00.00	2,548,935.00	2,548,935.00	00.00	(1,203,435.00)
1102020202 110103	LIBRE D MULTAS	1,345,500.00	00.00	00.00	00.00	00.00	1,345,500.00	00.00	2,548,935.00	2,548,935.00	00.00	2,548,935.00	2,548,935.00	00.00	(1,203,435.00)
110203	VENTAS DE BIENES Y SERVICIOS	273,029,061.00	00.00	00.00	00.00	00.00	273,029,061.00	00.00	175,894,533.11	175,894,533.11	00.00	175,894,533.11	175,894,533.11	00.00	97,134,527.89
11020301	VENTAS DE BIENES Y SERVICIOS	273,029,061.00	00.00	00.00	00.00	00.00	273,029,061.00	00.00	175,894,533.11	175,894,533.11	00.00	175,894,533.11	175,894,533.11	00.00	97,134,527.89
1102030101	FORMULARIOS Y ESPECIES VALORADAS	228,001,136.00	00.00	00.00	00.00	00.00	228,001,136.00	00.00	152,824,663.00	152,824,663.00	00.00	152,824,663.00	152,824,663.00	00.00	75,176,473.00



PARAMETRO DEPARTAMENTO MUNICIPIO DE PITALITO


891180077-0

EJECUCION ACTIVA

martes, 06 de agosto de 2019

Página 4 de 21

ARTICULO	CONCEPTO	ESTIMATIVO INICIAL	ADICIONES/R EINTEGRO	REDUCCION ES	TRASL. CREDITOS	TRASL. CONTRACREDITOS	ESTIMATIVO TOTAL	RECONOCIMIENTOS			RECAUDOS			SALDOS POR RECAUDAR	SALDOS POR EJECUTAR
								MESES ANTER.	MES	ACUMULADO	MESES ANTER.	MES	ACUMULADO		
1102030101 110102	LIBRE D TASAS	228,001,136.00	00.00	00.00	00.00	00.00	228,001,136.00	00.00	150,767,591.00	150,767,591.00	00.00	150,767,591.00	150,767,591.00	00.00	77,233,545.00
1102030102	PAZ Y SALVOS MUNICIPALES	44,510,425.00	00.00	00.00	00.00	00.00	44,510,425.00	00.00	20,772,021.00	20,772,021.00	00.00	20,772,021.00	20,772,021.00	00.00	23,738,404.00
1102030102 110102	LIBRE D TASAS	44,510,425.00	00.00	00.00	00.00	00.00	44,510,425.00	00.00	20,772,021.00	20,772,021.00	00.00	20,772,021.00	20,772,021.00	00.00	23,738,404.00
1102030103	APROVECHAMIENTOS	103,500.00	00.00	00.00	00.00	00.00	103,500.00	00.00	2,036,015.11	2,036,015.11	00.00	2,036,015.11	2,036,015.11	00.00	(1,932,515.11)
1102030103 110102	LIBRE D TASAS	103,500.00	00.00	00.00	00.00	00.00	103,500.00	00.00	2,036,015.11	2,036,015.11	00.00	2,036,015.11	2,036,015.11	00.00	(1,932,515.11)
1102030104	TRAMITES JUNTAS ACCION COMUNAL	414,000.00	00.00	00.00	00.00	00.00	414,000.00	00.00	261,834.00	261,834.00	00.00	261,834.00	261,834.00	00.00	152,166.00
1102030104 110102	LIBRE D TASAS	414,000.00	00.00	00.00	00.00	00.00	414,000.00	00.00	261,834.00	261,834.00	00.00	261,834.00	261,834.00	00.00	152,166.00
110204	TASAS POR USOS DE BIENES PUBLICOS	466,761,737.00	404,458,093.53	00.00	00.00	00.00	871,219,830.53	00.00	678,589,625.46	678,589,625.46	00.00	678,589,625.46	678,589,625.46	00.00	192,630,205.07
11020401	TASAS POR USO U OCUPACION	460,911,101.00	404,458,093.53	00.00	00.00	00.00	865,369,194.53	00.00	673,297,391.46	673,297,391.46	00.00	673,297,391.46	673,297,391.46	00.00	192,071,803.07
1102040101	DE PLAZA CIVICA Y CENTRO COMERCIAL LA TERCERA	25,657,280.00	00.00	00.00	00.00	00.00	25,657,280.00	00.00	54,495,440.00	54,495,440.00	00.00	54,495,440.00	54,495,440.00	00.00	(28,838,160.00)
1102040101 110102	LIBRE D TASAS	25,657,280.00	00.00	00.00	00.00	00.00	25,657,280.00	00.00	54,495,440.00	54,495,440.00	00.00	54,495,440.00	54,495,440.00	00.00	(28,838,160.00)
1102040102	DE MATADERO	117,974,584.00	00.00	00.00	00.00	00.00	117,974,584.00	00.00	81,495,688.00	81,495,688.00	00.00	81,495,688.00	81,495,688.00	00.00	36,478,896.00
1102040102 110102	LIBRE D TASAS	117,974,584.00	00.00	00.00	00.00	00.00	117,974,584.00	00.00	81,495,688.00	81,495,688.00	00.00	81,495,688.00	81,495,688.00	00.00	36,478,896.00
1102040103	OTRAS TASAS POR USO U OCUPACION	00.00	00.00	00.00	00.00	00.00	00.00	00.00	431,500.00	431,500.00	00.00	431,500.00	431,500.00	00.00	(431,500.00)
1102040103 110102	LIBRE D TASAS	00.00	00.00	00.00	00.00	00.00	00.00	00.00	431,500.00	431,500.00	00.00	431,500.00	431,500.00	00.00	(431,500.00)
1102040105	PLAZA DE MERCADO	317,279,237.00	404,458,093.53	00.00	00.00	00.00	721,737,330.53	00.00	536,874,763.46	536,874,763.46	00.00	536,874,763.46	536,874,763.46	00.00	184,862,567.07
1102040105 110105	TASA PLAZA DE MERCADO - PITALITO	302,054,387.00	00.00	00.00	00.00	00.00	302,054,387.00	00.00	127,321,550.00	127,321,550.00	00.00	127,321,550.00	127,321,550.00	00.00	174,732,837.00
1102040105 110106	TASA PLAZA DE MERCADO - BRUSELAS	15,224,850.00	00.00	00.00	00.00	00.00	15,224,850.00	00.00	4,538,929.00	4,538,929.00	00.00	4,538,929.00	4,538,929.00	00.00	10,685,921.00
1102040105 110110	RTOS FROS PLAZA DE MERCADO PITALITO	00.00	00.00	00.00	00.00	00.00	00.00	00.00	547,131.93	547,131.93	00.00	547,131.93	547,131.93	00.00	(547,131.93)
1102040105 110111	RTOS FROS PLAZA DE MERCADO BRUSELAS	00.00	00.00	00.00	00.00	00.00	00.00	00.00	9,059.00	9,059.00	00.00	9,059.00	9,059.00	00.00	(9,059.00)
1102040105 110112	R.B. TASA PLAZA DE MERCADO PITALITO	00.00	403,916,577.70	00.00	00.00	00.00	403,916,577.70	00.00	403,916,577.70	403,916,577.70	00.00	403,916,577.70	403,916,577.70	00.00	00.00




PARAMETRO DEPARTAMENTO MUNICIPIO DE PITALITO

891180077-0
EJECUCION ACTIVA

Página 5 de 21

martes, 06 de agosto de 2019

ARTICULO	CONCEPTO	ESTIMATIVO INICIAL	ADICIONES/R EINGREGOS	REDUCCIONES	TRASL. CREDITOS	TRASL. CONTRACREDITOS	ESTIMATIVO TOTAL	RECONOCIMIENTOS			RECAUDOS			SALDOS POR RECAUDAR	SALDOS POR EJECUTAR
								MESES ANTER.	MES	ACUMULADO	MESES ANTER.	MES	ACUMULADO		
1102040105 110113	R.B. TASA PLAZA DE MERCADO BRUSELAS	00.00	541,515.83	00.00	00.00	00.00	541,515.83	00.00	541,515.83	541,515.83	00.00	541,515.83	541,515.83	00.00	00.00
11020402	COSO MUNICIPAL	5,850,636.00	00.00	00.00	00.00	00.00	5,850,636.00	00.00	5,292,234.00	5,292,234.00	00.00	5,292,234.00	5,292,234.00	00.00	558,402.00
11020402 110102	LIBRE D TASAS	5,850,636.00	00.00	00.00	00.00	00.00	5,850,636.00	00.00	5,292,234.00	5,292,234.00	00.00	5,292,234.00	5,292,234.00	00.00	558,402.00
110205	TASA CONTRIBUTIVA	188,658,898.00	66,820,219.00	00.00	00.00	00.00	255,479,117.00	00.00	67,308,009.00	67,308,009.00	00.00	67,308,009.00	67,308,009.00	00.00	188,171,108.00
11020501	COMITÉ DE ESTRATIFICACION (LEY 505 DE 1999)	188,658,898.00	66,820,219.00	00.00	00.00	00.00	255,479,117.00	00.00	67,308,009.00	67,308,009.00	00.00	67,308,009.00	67,308,009.00	00.00	188,171,108.00
1102050101	EMPRESAS PRESTADORAS DE SERVICIOS PÚBLICOS	157,215,748.00	66,820,219.00	00.00	00.00	00.00	224,035,967.00	00.00	67,308,009.00	67,308,009.00	00.00	67,308,009.00	67,308,009.00	00.00	156,727,958.00
1102050101 110107	COMITÉ DE ESTRATIFICACION (LEY 505 DE 1.999)	157,215,748.00	00.00	00.00	00.00	00.00	157,215,748.00	00.00	487,790.00	487,790.00	00.00	487,790.00	487,790.00	00.00	156,727,958.00
1102050101 110108	R.B. COMITÉ DE ESTRATIFICACION (LEY 505 DE 1.999)	00.00	66,820,219.00	00.00	00.00	00.00	66,820,219.00	00.00	66,820,219.00	66,820,219.00	00.00	66,820,219.00	66,820,219.00	00.00	00.00
1102050102	MUNICIPIO DE PITALITO	31,443,150.00	00.00	00.00	00.00	00.00	31,443,150.00	00.00	00.00	00.00	00.00	00.00	00.00	00.00	31,443,150.00
1102050102 110101	LIBRE ASIGNACION DE IMPUESTOS	31,443,150.00	00.00	00.00	00.00	00.00	31,443,150.00	00.00	00.00	00.00	00.00	00.00	00.00	00.00	31,443,150.00
110206	TRANSFERENCIAS Y FONDOS	155,273,791,297.26	25,233,603,573.41	368,545,721.59	00.00	00.00	180,140,849,149.08	00.00	99,596,703,291.14	99,596,703,291.14	00.00	99,596,703,291.14	99,596,703,291.14	00.00	80,544,145,857.94
11020601	TRANSFERENCIAS PARA FUNCIONAMIENTO	1,364,413,551.00	560,615,147.82	00.00	00.00	00.00	1,925,028,698.82	00.00	1,393,120,057.01	1,393,120,057.01	00.00	1,393,120,057.01	1,393,120,057.01	00.00	531,908,641.81
110206011	NIVEL NACIONAL	800,187,891.00	449,669,435.82	00.00	00.00	00.00	1,249,857,326.82	00.00	853,072,535.11	853,072,535.11	00.00	853,072,535.11	853,072,535.11	00.00	396,784,791.71
1102060111	RECURSOS DE PROPOSITO GENERAL	800,187,891.00	449,669,435.82	00.00	00.00	00.00	1,249,857,326.82	00.00	853,072,535.11	853,072,535.11	00.00	853,072,535.11	853,072,535.11	00.00	396,784,791.71
1102060111 21601	11/12 SGP LIBRE DESTINACION	665,767,265.00	39,388,152.00	00.00	00.00	00.00	705,155,417.00	00.00	308,233,860.00	308,233,860.00	00.00	308,233,860.00	308,233,860.00	00.00	396,921,557.00
1102060111 22601	ULT. DOC. SGP LIBRE DESTINACION	134,420,626.00	63,830,835.00	00.00	00.00	00.00	198,251,461.00	00.00	198,251,461.00	198,251,461.00	00.00	198,251,461.00	198,251,461.00	00.00	00.00
1102060111 260104	RB SGP LIBRE DESTINACION	00.00	346,450,448.82	00.00	00.00	00.00	346,450,448.82	00.00	346,450,448.82	346,450,448.82	00.00	346,450,448.82	346,450,448.82	00.00	00.00
1102060111 260105	RTOS FROS SGP LIBRES DESTINACION	00.00	00.00	00.00	00.00	00.00	00.00	00.00	136,765.29	136,765.29	00.00	136,765.29	136,765.29	00.00	(136,765.29)
110206012	DEL NIVEL DEPARTAMENTAL	584,225,660.00	110,945,712.00	00.00	00.00	00.00	675,171,372.00	00.00	540,047,521.90	540,047,521.90	00.00	540,047,521.90	540,047,521.90	00.00	135,123,850.10
1102060121	TRANSFERENCIA DEPARTAMENTAL DE VEHICULOS AUTOMOTORES	537,225,660.00	00.00	00.00	00.00	00.00	537,225,660.00	00.00	409,690,712.90	409,690,712.90	00.00	409,690,712.90	409,690,712.90	00.00	127,534,947.10
1102060121 71106	VEHICULOS AUTOMOTORES	537,225,660.00	00.00	00.00	00.00	00.00	537,225,660.00	00.00	409,690,712.90	409,690,712.90	00.00	409,690,712.90	409,690,712.90	00.00	127,534,947.10



PARAMETRO DEPARTAMENTO MUNICIPIO DE PITALITO


891180077-0

EJECUCION ACTIVA

Página 6 de 21

martes, 06 de agosto de 2019

ARTICULO	CONCEPTO	ESTIMATIVO INICIAL	ADICIONES/R EINTEGRO	REDUCCION ES	TRASL. CREDITOS	TRASL. CONTRACRE DITOS	ESTIMATIVO TOTAL	RECONOCIMIENTOS			RECAUDOS			SALDOS POR RECAUDAR	SALDOS POR EJECUTAR
								MESES ANTER.	MES	ACUMULADO	MESES ANTER.	MES	ACUMULADO		
1102060123	TRANSFERENCIA SECTOR ELECTRICO PARA LIBRE DESTINACION	27,000,000.00	110,945,712.00	00.00	00.00	00.00	137,945,712.00	00.00	130,356,809.00	130,356,809.00	00.00	130,356,809.00	130,356,809.00	00.00	7,588,903.00
1102060123 120203	RB LEY 99-93 LD 10%	00.00	110,945,712.00	00.00	00.00	00.00	110,945,712.00	00.00	110,945,712.00	110,945,712.00	00.00	110,945,712.00	110,945,712.00	00.00	00.00
1102060123 1203	LEY 99 DE 1993 CHB	27,000,000.00	00.00	00.00	00.00	00.00	27,000,000.00	00.00	19,161,102.00	19,161,102.00	00.00	19,161,102.00	19,161,102.00	00.00	7,838,898.00
1102060123 260216	Rbos Fros C.H.B.	00.00	00.00	00.00	00.00	00.00	00.00	00.00	249,995.00	249,995.00	00.00	249,995.00	249,995.00	00.00	(249,995.00)
11020602	TRANSFERENCIAS Y FONDOS PARA INVERSION	153,909,377,746.26	24,672,988,425.59	366,545,721.59	00.00	00.00	178,215,820,450.26	00.00	98,203,583,234.13	98,203,583,234.13	00.00	98,203,583,234.13	98,203,583,234.13	00.00	80,012,237,216.13
110206021	SISTEMA GENERAL DE PARTICIPACION	8,348,621,977.00	976,441,918.70	16,375,043.00	00.00	00.00	9,308,688,852.70	00.00	4,875,320,465.53	4,875,320,465.53	00.00	4,875,320,465.53	4,875,320,465.53	00.00	4,433,368,387.17
1102060211	SGP MUNICIPIO RIBEREÑOS	248,118,141.00	172,725,912.61	00.00	00.00	00.00	420,844,053.61	00.00	281,647,193.22	281,647,193.22	00.00	281,647,193.22	281,647,193.22	00.00	139,196,860.39
1102060211 21401	11/12 SGP RIBEREÑOS	232,719,225.00	23,932,709.00	00.00	00.00	00.00	256,651,934.00	00.00	116,659,970.00	116,659,970.00	00.00	116,659,970.00	116,659,970.00	00.00	139,991,964.00
1102060211 22401	ULT. DOC. SGP RIBEREÑOS	15,398,916.00	5,944,574.00	00.00	00.00	00.00	21,343,490.00	00.00	21,343,490.00	21,343,490.00	00.00	21,343,490.00	21,343,490.00	00.00	00.00
1102060211 2403	RB SGP RIBEREÑOS	00.00	142,848,629.61	00.00	00.00	00.00	142,848,629.61	00.00	142,848,629.61	142,848,629.61	00.00	142,848,629.61	142,848,629.61	00.00	00.00
1102060211 2405	RTOS FROS SGP RIBEREÑOS	00.00	00.00	00.00	00.00	00.00	00.00	00.00	795,103.61	795,103.61	00.00	795,103.61	795,103.61	00.00	(795,103.61)
1102060212	SGP AGUA POTABLE Y SANEAMIENTO BASICO	4,929,949,490.00	528,661,322.35	16,375,043.00	00.00	00.00	5,442,235,769.35	00.00	2,790,983,458.35	2,790,983,458.35	00.00	2,790,983,458.35	2,790,983,458.35	00.00	2,651,252,311.00
1102060212 21501	11/12 SGP AGUA POTABLE Y SANEAMIENTO BASICO	1,963,272,766.00	234,452,696.00	00.00	00.00	00.00	2,197,735,482.00	00.00	1,018,617,290.00	1,018,617,290.00	00.00	1,018,617,290.00	1,018,617,290.00	00.00	1,179,118,192.00
1102060212 21502	11/12 AGUA POTABLE Y SANEAMIENTO BASICO S.S.F	2,662,895,310.00	00.00	00.00	00.00	00.00	2,662,895,310.00	00.00	1,190,760,345.00	1,190,760,345.00	00.00	1,190,760,345.00	1,190,760,345.00	00.00	1,472,134,965.00
1102060212 22501	ULT. DOC. SGP AGUA POTABLE Y SANEAMIENTO BASICO	82,004,368.00	120,676,646.00	16,375,043.00	00.00	00.00	186,305,971.00	00.00	186,305,971.00	186,305,971.00	00.00	186,305,971.00	186,305,971.00	00.00	00.00
1102060212 22502	ULTIMA DOCEAVA AGUA POTABLE Y SANEAMIENTO BASICO S.S.F	221,777,026.00	16,375,043.00	00.00	00.00	00.00	238,152,069.00	00.00	238,152,069.00	238,152,069.00	00.00	238,152,069.00	238,152,069.00	00.00	00.00
1102060212 2503	RTOS FROS .SGP AGUA POTABLE SANEAMIENTO BAS	00.00	00.00	00.00	00.00	00.00	00.00	00.00	846.00	846.00	00.00	846.00	846.00	00.00	(846.00)
1102060212 2504	RB SGP AGUA POTABLE Y SANEAMIENTO BASICO	00.00	157,146,937.35	00.00	00.00	00.00	157,146,937.35	00.00	157,146,937.35	157,146,937.35	00.00	157,146,937.35	157,146,937.35	00.00	00.00
1102060213	SGP CRECIMIENTO DE LA ECONOMIA	1,000.00	11,137,913.00	00.00	00.00	00.00	11,138,913.00	00.00	11,780,010.00	11,780,010.00	00.00	11,780,010.00	11,780,010.00	00.00	(641,097.00)
110206021301	PRIMERA INFANCIA	1,000.00	11,137,913.00	00.00	00.00	00.00	11,138,913.00	00.00	11,780,010.00	11,780,010.00	00.00	11,780,010.00	11,780,010.00	00.00	(641,097.00)



PARAMETRO DEPARTAMENTO MUNICIPIO DE PITALITO

891180077-0
EJECUCION ACTIVA

Página 7 de 21

martes, 06 de agosto de 2019

ARTICULO	CONCEPTO	ESTIMATIVO INICIAL	ADICIONES/R EINTEGRO	REDUCCION ES	TRASL. CREDITOS	TRASL. CONTRACRE DITOS	ESTIMATIVO TOTAL	RECONOCIMIENTOS			RECAUDOS			SALDOS POR RECAUDAR	SALDOS POR EJECUTAR
								MESES ANTER	MES	ACUMULADO	MESES ANTER	MES	ACUMULADO		
110206021301 21802	11/12 SGP ATENCIO INTEGRAL A LA PRIMERA INFANCIA CRECIMIENTO SUPERIOR AL 4%	1,000.00	00.00	00.00	00.00	00.00	1,000.00	00.00	00.00	00.00	00.00	00.00	00.00	00.00	1,000.00
110206021301 230203	RB SGP ATENCION INTEGRAL A LA PRIMERA INFANCIA CRECIMIENTO SUPERIOR AL 4%	00.00	11,137,913.00	00.00	00.00	00.00	11,137,913.00	00.00	11,137,913.00	11,137,913.00	00.00	11,137,913.00	11,137,913.00	00.00	00.00
110206021301 230204	RTOS FROS. SGP ATENCION INTEGRAL A LA PRIMERA INFANCIA CRECIMIENTO SUPERIOR AL 4%	00.00	00.00	00.00	00.00	00.00	00.00	00.00	642,097.00	642,097.00	00.00	642,097.00	642,097.00	00.00	(642,097.00)
1102060214	SGP PROPOSITO GENERAL	3,170,553,346.00	263,916,770.74	00.00	00.00	00.00	3,434,470,116.74	00.00	1,790,909,803.96	1,790,909,803.96	00.00	1,790,909,803.96	1,790,909,803.96	00.00	1,643,560,312.78
110206021401	DEPORTE Y RECREACION	253,644,268.00	11,605,777.27	00.00	00.00	00.00	265,250,045.27	00.00	132,557,952.14	132,557,952.14	00.00	132,557,952.14	132,557,952.14	00.00	132,692,093.13
110206021401 21602	11/12 SGP RECREACION Y DEPORTE	238,793,989.00	4,517,167.00	00.00	00.00	00.00	243,311,156.00	00.00	110,595,980.00	110,595,980.00	00.00	110,595,980.00	110,595,980.00	00.00	132,715,176.00
110206021401 22602	ULT. DOC. SGP RECREACION Y DEPORTE	14,850,279.00	7,051,787.00	00.00	00.00	00.00	21,902,066.00	00.00	21,902,066.00	21,902,066.00	00.00	21,902,066.00	21,902,066.00	00.00	00.00
110206021401 230203	RB SGP RECREACION Y DEPORTES	00.00	36,823.27	00.00	00.00	00.00	36,823.27	00.00	36,823.27	36,823.27	00.00	36,823.27	36,823.27	00.00	00.00
110206021401 230205	RTOS FROS. SGP RECREACION Y DEPORTES	00.00	00.00	00.00	00.00	00.00	00.00	00.00	23,082.87	23,082.87	00.00	23,082.87	23,082.87	00.00	(23,082.87)
110206021402	CULTURA	190,233,262.00	8,700,676.48	00.00	00.00	00.00	198,933,938.48	00.00	99,406,585.37	99,406,585.37	00.00	99,406,585.37	99,406,585.37	00.00	99,527,293.11
110206021402 21603	11/12 SGP CULTURA	179,095,492.00	3,387,875.00	00.00	00.00	00.00	182,483,367.00	00.00	82,946,985.00	82,946,985.00	00.00	82,946,985.00	82,946,985.00	00.00	99,536,382.00
110206021402 22603	ULT. DOC. SGP CULTURA	11,137,710.00	5,288,839.00	00.00	00.00	00.00	16,426,549.00	00.00	16,426,549.00	16,426,549.00	00.00	16,426,549.00	16,426,549.00	00.00	00.00
110206021402 230303	RB SGP CULTURA	00.00	23,962.48	00.00	00.00	00.00	23,962.48	00.00	23,962.48	23,962.48	00.00	23,962.48	23,962.48	00.00	00.00
110206021402 230305	RTOS FROS. SGP CULTURA	00.00	00.00	00.00	00.00	00.00	00.00	00.00	9,088.89	9,088.89	00.00	9,088.89	9,088.89	00.00	(9,088.89)
110206021403	OTROS SECTORES	2,409,620,541.00	229,149,123.99	00.00	00.00	00.00	2,638,769,664.99	00.00	1,379,526,944.01	1,379,526,944.01	00.00	1,379,526,944.01	1,379,526,944.01	00.00	1,259,242,720.98
110206021403 21604	11/12 SGP OTROS SECTORES	2,268,542,893.00	42,913,093.00	00.00	00.00	00.00	2,311,455,986.00	00.00	1,050,661,810.00	1,050,661,810.00	00.00	1,050,661,810.00	1,050,661,810.00	00.00	1,260,794,176.00
110206021403 22604	ULT. DOC. SGP OTROS SECTORES	141,077,648.00	66,991,985.00	00.00	00.00	00.00	208,069,633.00	00.00	208,069,633.00	208,069,633.00	00.00	208,069,633.00	208,069,633.00	00.00	00.00
110206021403 230404	RB SGP OTROS SECTORES	00.00	119,244,045.99	00.00	00.00	00.00	119,244,045.99	00.00	119,244,045.99	119,244,045.99	00.00	119,244,045.99	119,244,045.99	00.00	00.00
110206021403 230405	RTOS FROS. SGP OTROS SECTORES	00.00	00.00	00.00	00.00	00.00	00.00	00.00	1,551,455.02	1,551,455.02	00.00	1,551,455.02	1,551,455.02	00.00	(1,551,455.02)
110206021404	SGP FONPET	317,055,335.00	14,461,193.00	00.00	00.00	00.00	331,516,528.00	00.00	179,418,322.44	179,418,322.44	00.00	179,418,322.44	179,418,322.44	00.00	152,098,205.56



PARAMETRO DEPARTAMENTO MUNICIPIO DE PITALITO


891180077-0

EJECUCION ACTIVA

martes, 06 de agosto de 2019

Página 8 de 21

ARTICULO	CONCEPTO	ESTIMATIVO INICIAL	ADICIONES/R EINTEGRO	REDUCCIONES	TRASL. CREDITOS	TRASL. CONTRACREDITOS	ESTIMATIVO TOTAL	RECONOCIMIENTOS			RECAUDOS			SALDOS POR RECAUDAR	SALDOS POR EJECUTAR
								MESES ANTER.	MES	ACUMULADO	MESES ANTER.	MES	ACUMULADO		
110206021404 21701	11/12 SGP FONPET	298,492,486.00	5,646,459.00	00.00	00.00	00.00	304,138,945.00	00.00	138,244,975.00	138,244,975.00	00.00	138,244,975.00	138,244,975.00	00.00	165,893,970.00
110206021404 22701	ULT. DOC. SGP FONPET	18,562,849.00	8,814,734.00	00.00	00.00	00.00	27,377,583.00	00.00	27,377,583.00	27,377,583.00	00.00	27,377,583.00	27,377,583.00	00.00	00.00
110206021404 2705	RTOS FROS RECURSOS FONPET C.S.F.	00.00	00.00	00.00	00.00	00.00	00.00	00.00	13,795,764.44	13,795,764.44	00.00	13,795,764.44	13,795,764.44	00.00	(13,795,764.44)
110206022	TRANSFERENCIAS SECTOR ELECTRICO CHB 90% PARA INVERSION	238,818,983.00	347,596,286.58	00.00	00.00	00.00	586,415,269.58	00.00	520,046,206.58	520,046,206.58	00.00	520,046,206.58	520,046,206.58	00.00	66,369,063.00
110206022 20204	RB LEY 99-93 DE 90%	00.00	347,596,286.58	00.00	00.00	00.00	347,596,286.58	00.00	347,596,286.58	347,596,286.58	00.00	347,596,286.58	347,596,286.58	00.00	00.00
110206022 203	LEY 99 DE 1993 CHB	238,818,983.00	00.00	00.00	00.00	00.00	238,818,983.00	00.00	172,449,920.00	172,449,920.00	00.00	172,449,920.00	172,449,920.00	00.00	66,369,063.00
110206025	INGRESOS DE FONDOS Y CUENTAS ESPECIALES	145,321,936,786.26	23,348,950,220.31	350,170,678.59	00.00	00.00	168,320,716,327.98	00.00	92,808,216,562.02	92,808,216,562.02	00.00	92,808,216,562.02	92,808,216,562.02	00.00	75,512,499,765.96
1102060251	FONDO LOCAL DE SALUD	74,881,493,622.34	9,487,624,237.18	306,894,570.59	00.00	00.00	84,062,223,288.93	00.00	42,004,215,291.17	42,004,215,291.17	00.00	42,004,215,291.17	42,004,215,291.17	00.00	42,058,007,997.76
110206025101	SUBCUENTA DE REGIMEN SUBSIDIADO	72,205,343,579.34	8,907,931,139.35	00.00	00.00	00.00	81,113,274,718.69	00.00	40,337,174,839.15	40,337,174,839.15	00.00	40,337,174,839.15	40,337,174,839.15	00.00	40,776,099,879.54
1102060251011	AFLIACION AL REGIMEN SUBSIDIADO CONTINUIDAD	70,676,827,063.82	8,529,163,242.46	00.00	00.00	00.00	79,205,990,306.28	00.00	39,130,000,587.30	39,130,000,587.30	00.00	39,130,000,587.30	39,130,000,587.30	00.00	40,075,989,718.98
110206025101101	SGP SALUD REGIMEN SUBSIDIADO CONTINUIDAD	29,868,245,054.00	3,730,046,436.33	00.00	00.00	00.00	33,598,291,490.33	00.00	16,677,236,625.24	16,677,236,625.24	00.00	16,677,236,625.24	16,677,236,625.24	00.00	16,921,054,865.09
110206025101101 21302	11/12 SALUD REGIMEN SUBSIDIADO CONTINUIDAD	28,023,846,281.00	2,998,116,347.00	00.00	00.00	00.00	31,021,962,628.00	00.00	14,100,892,105.00	14,100,892,105.00	00.00	14,100,892,105.00	14,100,892,105.00	00.00	16,921,070,523.00
110206025101101 22302	ULT. DOC. SGP SALUD REGIMEN SUBSIDIADO CONTINUIDAD	1,844,398,773.00	725,765,646.00	00.00	00.00	00.00	2,570,164,419.00	00.00	2,570,164,419.00	2,570,164,419.00	00.00	2,570,164,419.00	2,570,164,419.00	00.00	00.00
110206025101101 23010104	RB RTOS FROS REGIMEN SUBSIDIADO CON	00.00	00.00	00.00	00.00	00.00	00.00	00.00	15,657.91	15,657.91	00.00	15,657.91	15,657.91	00.00	(15,657.91)
110206025101101 23010106	RB SGP SALUD REGIMEN SUBSIDIADO CON	00.00	6,164,443.33	00.00	00.00	00.00	6,164,443.33	00.00	6,164,443.33	6,164,443.33	00.00	6,164,443.33	6,164,443.33	00.00	00.00
110206025101103	APORTES DEPARTAMENTO DEL HUILA	4,093,439,699.82	00.00	00.00	00.00	00.00	4,093,439,699.82	00.00	1,946,336,210.07	1,946,336,210.07	00.00	1,946,336,210.07	1,946,336,210.07	00.00	2,147,103,489.75
110206025101103 71109	APORTES DPTO DEL HUILA S.S.F.	4,093,439,699.82	00.00	00.00	00.00	00.00	4,093,439,699.82	00.00	1,946,336,210.07	1,946,336,210.07	00.00	1,946,336,210.07	1,946,336,210.07	00.00	2,147,103,489.75
110206025101104	COMFAMILIAR DEL HUILA	486,168,090.00	204,931,364.00	00.00	00.00	00.00	691,099,454.00	00.00	345,549,726.00	345,549,726.00	00.00	345,549,726.00	345,549,726.00	00.00	345,549,728.00
110206025101104 71105	CAJA DE COMPENSACION FAMILIAR - ART. 217 LEY 100 DE 1993 SSF	486,168,090.00	204,931,364.00	00.00	00.00	00.00	691,099,454.00	00.00	345,549,726.00	345,549,726.00	00.00	345,549,726.00	345,549,726.00	00.00	345,549,728.00
110206025101106	PGN - ADRES	34,534,168,220.00	4,594,185,442.13	00.00	00.00	00.00	39,128,353,662.13	00.00	20,160,878,025.99	20,160,878,025.99	00.00	20,160,878,025.99	20,160,878,025.99	00.00	18,967,475,636.14




PARAMETRO DEPARTAMENTO MUNICIPIO DE PITALITO

891180077-0
EJECUCION ACTIVA

martes, 06 de agosto de 2019

Página 9 de 21

ARTICULO	CONCEPTO	ESTIMATIVO INICIAL	ADICIONES/R EINTEGRO	REDUCCIONES	TRASL. CREDITOS	TRASL. CONTRACREDITOS	ESTIMATIVO TOTAL	RECONOCIMIENTOS			RECAUDOS			SALDOS POR RECAUDAR	SALDOS POR EJECUTAR
								MESES ANTER.	MES	ACUMULADO	MESES ANTER.	MES	ACUMULADO		
110206025101106 7111001	PGN ADRES	34,295,457,278.00	4,594,185,442.13	00.00	00.00	00.00	38,889,642,720.13	00.00	20,160,878,025.99	20,160,878,025.99	00.00	20,160,878,025.99	20,160,878,025.99	00.00	18,728,764,694.14
110206025101106 7111003	PGN ADRES PPNA	238,710,942.00	00.00	00.00	00.00	00.00	238,710,942.00	00.00	00.00	00.00	00.00	00.00	00.00	00.00	238,710,942.00
110206025101107	PGN - ADRES - FONPET S.S.F.	1,694,806,000.00	00.00	00.00	00.00	00.00	1,694,806,000.00	00.00	00.00	00.00	00.00	00.00	00.00	00.00	1,694,806,000.00
110206025101107 7111002	PGN ADRES FONPET S.S.F.	1,694,806,000.00	00.00	00.00	00.00	00.00	1,694,806,000.00	00.00	00.00	00.00	00.00	00.00	00.00	00.00	1,694,806,000.00
1102060251012	ESFUERZO PROPIO DEL MUNICIPIO	1,056,815,827.52	339,359,089.89	00.00	00.00	00.00	1,396,174,917.41	00.00	839,148,637.34	839,148,637.34	00.00	839,148,637.34	839,148,637.34	00.00	557,026,280.07
110206025101201	ETESA EMPRESA TERRITORIAL PARA LA SALUD	1,056,815,827.52	339,359,089.89	00.00	00.00	00.00	1,396,174,917.41	00.00	839,148,637.34	839,148,637.34	00.00	839,148,637.34	839,148,637.34	00.00	557,026,280.07
110206025101201 71102	ETESA COLJUEGOS C.S.F.	00.00	00.00	00.00	00.00	00.00	00.00	00.00	207,365,388.00	207,365,388.00	00.00	207,365,388.00	207,365,388.00	00.00	(207,365,388.00)
110206025101201 71107	ETESA COLJUEGOS S.S.F.	1,056,815,827.52	339,359,089.89	00.00	00.00	00.00	1,396,174,917.41	00.00	631,608,659.99	631,608,659.99	00.00	631,608,659.99	631,608,659.99	00.00	764,566,257.42
110206025101201 71204	RTOS FROS ETESA	00.00	00.00	00.00	00.00	00.00	00.00	00.00	174,589.35	174,589.35	00.00	174,589.35	174,589.35	00.00	(174,589.35)
1102060251013	AUDITORIA	200,000,000.00	00.00	00.00	00.00	00.00	200,000,000.00	00.00	186,617,104.00	186,617,104.00	00.00	186,617,104.00	186,617,104.00	00.00	13,382,896.00
1102060251013 110101	LIBRE ASIGNACION DE IMPUESTOS	200,000,000.00	00.00	00.00	00.00	00.00	200,000,000.00	00.00	186,617,104.00	186,617,104.00	00.00	186,617,104.00	186,617,104.00	00.00	13,382,896.00
1102060251014	RECUR. DE INSPECC. VIGILANCIA Y CONTROL TASA 0.4% SUPERINTENDENCIA NACIONAL DE SALUD S.S.F.	271,700,688.00	39,408,807.00	00.00	00.00	00.00	311,109,495.00	00.00	181,408,510.51	181,408,510.51	00.00	181,408,510.51	181,408,510.51	00.00	129,700,984.49
1102060251014 71108	0.4% SUPERSALUD S.S.F	271,700,688.00	39,408,807.00	00.00	00.00	00.00	311,109,495.00	00.00	181,408,510.51	181,408,510.51	00.00	181,408,510.51	181,408,510.51	00.00	129,700,984.49
110206025102	SUBCUENTA DE SALUD PUBLICA COLECTIVA	1,684,251,515.00	44,018,518.56	166,576,863.00	00.00	00.00	1,561,693,170.56	00.00	778,851,667.13	778,851,667.13	00.00	778,851,667.13	778,851,667.13	00.00	782,841,503.43
1102060251021	SISTEMA GENERAL DE PARTICIPACION - SALUD PUBLICA ART 47 LEY 719/2001 (CONPES SOCIAL)	1,684,251,515.00	44,018,518.56	166,576,863.00	00.00	00.00	1,561,693,170.56	00.00	778,851,667.13	778,851,667.13	00.00	778,851,667.13	778,851,667.13	00.00	782,841,503.43
1102060251021 21305	11/12 SGP SALUD PUBLICA	1,603,060,881.00	00.00	166,576,863.00	00.00	00.00	1,436,484,018.00	00.00	652,802,642.00	652,802,642.00	00.00	652,802,642.00	652,802,642.00	00.00	783,681,376.00
1102060251021 22305	ULT. DOC. SGP SALUD PUBLICA	81,190,634.00	17,860,824.00	00.00	00.00	00.00	99,051,458.00	00.00	99,051,458.00	99,051,458.00	00.00	99,051,458.00	99,051,458.00	00.00	00.00
1102060251021 230303	RB SGP SALUD PUBLICA	00.00	26,157,694.56	00.00	00.00	00.00	26,157,694.56	00.00	26,157,694.56	26,157,694.56	00.00	26,157,694.56	26,157,694.56	00.00	00.00
1102060251021 230307	RTOS FROS SGP SALUD PUBLICA	00.00	00.00	00.00	00.00	00.00	00.00	00.00	839,872.57	839,872.57	00.00	839,872.57	839,872.57	00.00	(839,872.57)



PARAMETRO DEPARTAMENTO MUNICIPIO DE PITALITO

891180077-0
EJECUCION ACTIVA

martes, 06 de agosto de 2019

Página 10 de 21

ARTICULO	CONCEPTO	ESTIMATIVO INICIAL	ADICIONES/ E INTEGRO	REDUCCIONES	TRASL. CREDITOS	TRASL. CONTRACREDITOS	ESTIMATIVO TOTAL	RECONOCIMIENTOS			RECAUDOS			SALDOS POR RECAUDAR	SALDOS POR EJECUTAR
								MESES ANTER.	MES	ACUMULADO	MESES ANTER.	MES	ACUMULADO		
110206025103	SUBCUENTA DE PRESTACION DE SERVICIOS A LA POBLACION	243,574,646.00	42,039,164.09	00.00	00.00	00.00	285,613,810.09	00.00	164,096,640.30	164,096,640.30	00.00	164,096,640.30	164,096,640.30	00.00	121,517,169.79
1102060251031	SGP SALUD - COMPLEMENTO PRESTACION DE SERVICIOS	00.00	42,039,164.09	00.00	00.00	00.00	42,039,164.09	00.00	42,039,184.00	42,039,184.00	00.00	42,039,184.00	42,039,184.00	00.00	(19.91)
110206025103110109	R.B. RECURSOS PROPIOS LD	00.00	42,000,000.00	00.00	00.00	00.00	42,000,000.00	00.00	42,000,000.00	42,000,000.00	00.00	42,000,000.00	42,000,000.00	00.00	00.00
110206025103123020104	RB SGP SALUD SUBSIDIO A LA OFERTA CSF	00.00	39,164.09	00.00	00.00	00.00	39,164.09	00.00	39,164.09	39,164.09	00.00	39,164.09	39,164.09	00.00	00.00
110206025103123020106	RTOS FROS.SGP SALUD SUBSIDIO A LA OFERTA	00.00	00.00	00.00	00.00	00.00	00.00	00.00	19.91	19.91	00.00	19.91	19.91	00.00	(19.91)
1102060251032	SGP SALUD APORTES PATRONALES SSF	243,574,646.00	00.00	00.00	00.00	00.00	243,574,646.00	00.00	122,057,456.30	122,057,456.30	00.00	122,057,456.30	122,057,456.30	00.00	121,517,169.70
110206025103221304	11/12 SGP APORTES PATRONALES SSF	243,574,646.00	00.00	00.00	00.00	00.00	243,574,646.00	00.00	122,057,456.30	122,057,456.30	00.00	122,057,456.30	122,057,456.30	00.00	121,517,169.70
110206025104	SUBCUENTA OTROS GASTOS DEL FONDO LOCAL DE SALUD	728,323,882.00	140,317,707.59	00.00	00.00	00.00	868,641,589.59	00.00	501,882,169.59	501,882,169.59	00.00	501,882,169.59	501,882,169.59	00.00	366,759,420.00
1102060251041	GASTOS DE PERSONAL	668,323,882.00	140,317,707.59	00.00	00.00	00.00	808,641,589.59	00.00	450,448,168.59	450,448,168.59	00.00	450,448,168.59	450,448,168.59	00.00	358,193,421.00
11020602510411	SERVICIOS PERSONALES ASOCIADOS A LA NOMINA	668,323,882.00	140,317,707.59	00.00	00.00	00.00	808,641,589.59	00.00	450,448,168.59	450,448,168.59	00.00	450,448,168.59	450,448,168.59	00.00	358,193,421.00
110206025104111	SUJELO DE PERSONAL DE NOMINA	381,000,000.00	00.00	00.00	00.00	00.00	381,000,000.00	00.00	176,290,945.00	176,290,945.00	00.00	176,290,945.00	176,290,945.00	00.00	204,709,055.00
11020602510411121501	11/12 SGP LIBRE DESTINACION	381,000,000.00	00.00	00.00	00.00	00.00	381,000,000.00	00.00	176,290,945.00	176,290,945.00	00.00	176,290,945.00	176,290,945.00	00.00	204,709,055.00
110206025104112	OTROS GASTOS ASOCIADOS A LA NOMINA	287,323,882.00	140,317,707.59	00.00	00.00	00.00	427,641,589.59	00.00	274,157,223.59	274,157,223.59	00.00	274,157,223.59	274,157,223.59	00.00	153,484,366.00
110206025104112110101	LIBRE ASIGNACION DE IMPUESTOS	2,593,833.00	00.00	00.00	00.00	00.00	2,593,833.00	00.00	2,096,821.00	2,096,821.00	00.00	2,096,821.00	2,096,821.00	00.00	497,012.00
11020602510411221601	11/12 SGP LIBRE DESTINACION	284,730,049.00	00.00	00.00	00.00	00.00	284,730,049.00	00.00	131,742,695.00	131,742,695.00	00.00	131,742,695.00	131,742,695.00	00.00	152,987,354.00
11020602510411271202	R.B. ETESA	00.00	140,317,707.59	00.00	00.00	00.00	140,317,707.59	00.00	140,317,707.59	140,317,707.59	00.00	140,317,707.59	140,317,707.59	00.00	00.00
1102060251042	GASTOS DE FUNCIONAMIENTO	60,000,000.00	00.00	00.00	00.00	00.00	60,000,000.00	00.00	51,434,001.00	51,434,001.00	00.00	51,434,001.00	51,434,001.00	00.00	8,565,999.00
11020602510421	FUNCIONAMIENTO DE LAS DIRECCIONES DE SALUD	60,000,000.00	00.00	00.00	00.00	00.00	60,000,000.00	00.00	51,434,001.00	51,434,001.00	00.00	51,434,001.00	51,434,001.00	00.00	8,565,999.00
11020602510421110101	LIBRE ASIGNACION DE IMPUESTOS	50,000,000.00	00.00	00.00	00.00	00.00	50,000,000.00	00.00	46,829,011.00	46,829,011.00	00.00	46,829,011.00	46,829,011.00	00.00	3,170,989.00
1102060251042121601	11/12 SGP LIBRE DESTINACION	10,000,000.00	00.00	00.00	00.00	00.00	10,000,000.00	00.00	4,604,990.00	4,604,990.00	00.00	4,604,990.00	4,604,990.00	00.00	5,395,010.00
110206025105	OTROS GASTOS DE INVERSION EN EL SECTOR SALUD	20,000,000.00	353,317,707.59	140,317,707.59	00.00	00.00	233,000,000.00	00.00	222,209,975.00	222,209,975.00	00.00	222,209,975.00	222,209,975.00	00.00	10,790,025.00



PARAMETRO DEPARTAMENTO MUNICIPIO DE PITALITO

891180077-0
EJECUCION ACTIVA

martes, 06 de agosto de 2019

Página 11 de 21

ARTICULO	CONCEPTO	ESTIMATIVO INICIAL	ADICIONES/R EINTEGRO	REDUCCIONES	TRASL. CREDITOS	TRASL. CONTRACREDITOS	ESTIMATIVO TOTAL	RECONOCIMIENTOS			RECAUDOS			SALDOS POR RECAUDAR	SALDOS POR EJECUTAR
								MESES ANTER.	MES	ACUMULADO	MESES ANTER.	MES	ACUMULADO		
1102060251051	GASTOS DE INVERSION EN EL SECTOR SALUD	20,000,000.00	00.00	00.00	00.00	00.00	20,000,000.00	00.00	9,209,975.00	9,209,975.00	00.00	9,209,975.00	9,209,975.00	00.00	10,790,025.00
1102060251051 21601	11/12 SGP LIBRE DESTINACION	20,000,000.00	00.00	00.00	00.00	00.00	20,000,000.00	00.00	9,209,975.00	9,209,975.00	00.00	9,209,975.00	9,209,975.00	00.00	10,790,025.00
1102060251052	ETESA	00.00	353,317,707.59	140,317,707.59	00.00	00.00	213,000,000.00	00.00	213,000,000.00	213,000,000.00	00.00	213,000,000.00	213,000,000.00	00.00	00.00
1102060251052 71202	R.B. ETESA	00.00	353,317,707.59	140,317,707.59	00.00	00.00	213,000,000.00	00.00	213,000,000.00	213,000,000.00	00.00	213,000,000.00	213,000,000.00	00.00	00.00
1102060252	FONDO EDUCATIVO MUNICIPAL	62,248,871,358.00	11,457,659,961.50	43,276,108.00	00.00	00.00	73,663,255,211.50	00.00	42,990,675,228.18	42,990,675,228.18	00.00	42,990,675,228.18	42,990,675,228.18	00.00	30,672,579,983.32
110206025201	SGP EDUCACION CALIDAD	3,846,062,343.00	1,284,365,392.00	43,276,108.00	00.00	00.00	5,087,151,627.00	00.00	4,075,035,964.00	4,075,035,964.00	00.00	4,075,035,964.00	4,075,035,964.00	00.00	1,012,115,663.00
1102060252011	CALIDAD MATRICULA OFICIAL	1,828,000,000.00	1,284,365,392.00	43,276,108.00	00.00	00.00	3,069,039,284.00	00.00	2,112,509,620.00	2,112,509,620.00	00.00	2,112,509,620.00	2,112,509,620.00	00.00	956,579,664.00
1102060252011 2120301	SGP Educación Calidad	1,828,000,000.00	85,159,328.00	00.00	00.00	00.00	1,913,159,328.00	00.00	956,579,664.00	956,579,664.00	00.00	956,579,664.00	956,579,664.00	00.00	956,579,664.00
1102060252011 2120304	V.F. Recursos De Excedentes Forpnet	00.00	1,126,926,106.52	43,276,108.00	00.00	00.00	1,083,649,998.52	00.00	1,083,649,998.52	1,083,649,998.52	00.00	1,083,649,998.52	1,083,649,998.52	00.00	00.00
1102060252011 2120305	V.F. SGP Educación Calidad	00.00	72,279,957.48	00.00	00.00	00.00	72,279,957.48	00.00	72,279,957.48	72,279,957.48	00.00	72,279,957.48	72,279,957.48	00.00	00.00
1102060252012	MATRICULA CALIDAD - GRATUIDAD	2,018,062,343.00	00.00	00.00	00.00	00.00	2,018,062,343.00	00.00	1,962,526,344.00	1,962,526,344.00	00.00	1,962,526,344.00	1,962,526,344.00	00.00	55,535,999.00
1102060252012 2120302	SGP Educación Gratuidad SSF	2,018,062,343.00	00.00	00.00	00.00	00.00	2,018,062,343.00	00.00	1,962,526,344.00	1,962,526,344.00	00.00	1,962,526,344.00	1,962,526,344.00	00.00	55,535,999.00
110206025202	ADMINISTRACION DEL SERVICIO EDUCATIVO	56,000,001,000.00	2,835,057,027.00	00.00	00.00	00.00	58,835,058,027.00	00.00	31,728,356,157.00	31,728,356,157.00	00.00	31,728,356,157.00	31,728,356,157.00	00.00	27,106,701,870.00
11020602520201	SGP EDUCACION PRESTACION DE SERVICIOS POBLACION ATENDIDA	49,523,816,930.00	2,584,349,407.00	00.00	00.00	00.00	52,068,166,337.00	00.00	30,909,610,508.00	30,909,610,508.00	00.00	30,909,610,508.00	30,909,610,508.00	00.00	21,178,555,829.00
11020602520201 7120201	SGP Educación Prestación de Servicios con Situación de fondos	39,523,815,930.00	1,854,369,542.00	00.00	00.00	00.00	41,378,185,472.00	00.00	25,538,731,818.00	25,538,731,818.00	00.00	25,538,731,818.00	25,538,731,818.00	00.00	15,839,453,654.00
11020602520201 7120202	SGP Educación Prestación de Servicios Sin situación de Fondos	10,000,000,000.00	00.00	00.00	00.00	00.00	10,000,000,000.00	00.00	5,370,878,690.00	5,370,878,690.00	00.00	5,370,878,690.00	5,370,878,690.00	00.00	4,629,121,310.00
11020602520201 7120204	SGP Educación Prestación de Servicios -CONECTIVIDAD	00.00	709,979,865.00	00.00	00.00	00.00	709,979,865.00	00.00	00.00	00.00	00.00	00.00	00.00	00.00	709,979,865.00
11020602520201 7120209	Reintegros SGP Prestación de Servicios	1,000.00	00.00	00.00	00.00	00.00	1,000.00	00.00	00.00	00.00	00.00	00.00	00.00	00.00	1,000.00
11020602520204	SGP COSTOS ADMINISTRATIVOS	6,476,184,070.00	270,707,620.00	00.00	00.00	00.00	6,746,891,690.00	00.00	818,745,649.00	818,745,649.00	00.00	818,745,649.00	818,745,649.00	00.00	5,928,146,041.00
11020602520204 7120201	SGP Educación Prestación de Servicios con Situación de fondos	6,476,184,070.00	270,707,620.00	00.00	00.00	00.00	6,746,891,690.00	00.00	818,745,649.00	818,745,649.00	00.00	818,745,649.00	818,745,649.00	00.00	5,928,146,041.00
110206025204	FUNCIONAMIENTO FONDO EDUCATIVO	1,586,344,000.00	00.00	00.00	00.00	00.00	1,586,344,000.00	00.00	1,075,752,271.94	1,075,752,271.94	00.00	1,075,752,271.94	1,075,752,271.94	00.00	510,591,728.06
110206025204 710101	LIBRE ASIGNACION DE IMPUESTOS	784,844,000.00	00.00	00.00	00.00	00.00	784,844,000.00	00.00	704,750,431.94	704,750,431.94	00.00	704,750,431.94	704,750,431.94	00.00	80,093,568.06



PARAMETRO DEPARTAMENTO MUNICIPIO DE PITALITO

891180077-0
EJECUCION ACTIVA

martes, 06 de agosto de 2019

Página 12 de 21

ARTICULO	CONCEPTO	ESTIMATIVO INICIAL	ADICIONES/R EINTÉGR O	REDUCCION ES	TRASL. CREDITOS	TRASL. CONTRACRE DITOS	ESTIMATIVO TOTAL	RECONOCIMIENTOS			RECAUDOS			SALDOS POR RECAUDAR	SALDOS POR EJECUTAR
								MESES ANTER.	MES	ACUMULADO	MESES ANTER.	MES	ACUMULADO		
110206025204 21801	11/12 SGP LIBRE DESTINACION	801,500,000.00	00.00	00.00	00.00	00.00	801,500,000.00	00.00	371,001,840.00	371,001,840.00	00.00	371,001,840.00	371,001,840.00	00.00	430,498,160.00
110206025205	SGP ALIMENTACION ESCOLAR	816,464,015.00	2,728,431,691.57	00.00	00.00	00.00	3,544,895,706.57	00.00	1,479,011,462.37	1,479,011,462.37	00.00	1,479,011,462.37	1,479,011,462.37	00.00	2,065,884,244.20
110206025205 8110824	V.F.RESOLUCION MEN 01619 2018	00.00	57,310,611.00	00.00	00.00	00.00	57,310,611.00	00.00	57,310,611.00	57,310,611.00	00.00	57,310,611.00	57,310,611.00	00.00	00.00
110206025205 110102	LIBRE D TASAS	144,779,524.00	00.00	00.00	00.00	00.00	144,779,524.00	00.00	00.00	00.00	00.00	00.00	00.00	00.00	144,779,524.00
110206025205 2105	RTOS FROS.SGP ALIMENTACION ESCOLAR	00.00	00.00	00.00	00.00	00.00	00.00	00.00	484,107.06	484,107.06	00.00	484,107.06	484,107.06	00.00	(484,107.06)
110206025205 2107	RTOS FROS. RES. MEN. 17523 ALIMENTACION ESCOLAR	00.00	00.00	00.00	00.00	00.00	00.00	00.00	1,548,972.54	1,548,972.54	00.00	1,548,972.54	1,548,972.54	00.00	(1,548,972.54)
110206025205 2108	RTOS FROS. ULTI DOC. ALIMENTACION ESCOLAR	00.00	00.00	00.00	00.00	00.00	00.00	00.00	85,850.20	85,850.20	00.00	85,850.20	85,850.20	00.00	(85,850.20)
110206025205 21101	11/12 Sistema General de Participación Alimentación Escolar	630,950,491.00	127,033,039.00	00.00	00.00	00.00	757,983,530.00	00.00	344,537,970.00	344,537,970.00	00.00	344,537,970.00	344,537,970.00	00.00	413,445,560.00
110206025205 22101	UTL.DOC.SGP Alimentación Escolar	40,734,000.00	17,476,557.00	00.00	00.00	00.00	58,210,557.00	00.00	58,210,557.00	58,210,557.00	00.00	58,210,557.00	58,210,557.00	00.00	00.00
110206025205 8110822	V.F.RESOLUCION MEN 017523 2018	00.00	2,465,167,616.00	00.00	00.00	00.00	2,465,167,616.00	00.00	955,389,726.00	955,389,726.00	00.00	955,389,726.00	955,389,726.00	00.00	1,509,778,090.00
110206025205 8110823	V.F.RESOLUCION MEN 21801 2018	00.00	61,443,668.57	00.00	00.00	00.00	61,443,668.57	00.00	61,443,668.57	61,443,668.57	00.00	61,443,668.57	61,443,668.57	00.00	00.00
110206025206	RENDIMIENTOS FINANCIEROS EDUCACION	00.00	00.00	00.00	00.00	00.00	00.00	00.00	62,291,676.70	62,291,676.70	00.00	62,291,676.70	62,291,676.70	00.00	(62,291,676.70)
11020602520601	RENDIMIENTOS FINANCIEROS SGP CALIDAD	00.00	00.00	00.00	00.00	00.00	00.00	00.00	20,441,645.00	20,441,645.00	00.00	20,441,645.00	20,441,645.00	00.00	(20,441,645.00)
11020602520601 5203	RTOS FROS. SGP Educación de Calidad	00.00	00.00	00.00	00.00	00.00	00.00	00.00	20,441,645.00	20,441,645.00	00.00	20,441,645.00	20,441,645.00	00.00	(20,441,645.00)
11020602520602	RENDIMIENTOS FINANCIEROS SGP PRESTACION DEL SERVICIO	00.00	00.00	00.00	00.00	00.00	00.00	00.00	40,276,716.77	40,276,716.77	00.00	40,276,716.77	40,276,716.77	00.00	(40,276,716.77)
11020602520602 5204	RTOS FINANCIEROS SGP PRESTACION DE SERVICIOS	00.00	00.00	00.00	00.00	00.00	00.00	00.00	40,276,716.77	40,276,716.77	00.00	40,276,716.77	40,276,716.77	00.00	(40,276,716.77)
11020602520603	RTOS. FROS. SGP Alimentación ESCOLAR	00.00	00.00	00.00	00.00	00.00	00.00	00.00	1,573,314.93	1,573,314.93	00.00	1,573,314.93	1,573,314.93	00.00	(1,573,314.93)
11020602520603 5205	RTOS. FROS. SGP Alimentación ESCOLAR	00.00	00.00	00.00	00.00	00.00	00.00	00.00	326,111.93	326,111.93	00.00	326,111.93	326,111.93	00.00	(326,111.93)
11020602520603 5110825	RTOS. FROS. RESOLUCIONES MEN	00.00	00.00	00.00	00.00	00.00	00.00	00.00	1,247,203.00	1,247,203.00	00.00	1,247,203.00	1,247,203.00	00.00	(1,247,203.00)
110206025207	SUPERAVIT FINANCIERO EDUCACION	00.00	4,010,062,056.75	00.00	00.00	00.00	4,010,062,056.75	00.00	4,010,062,056.75	4,010,062,056.75	00.00	4,010,062,056.75	4,010,062,056.75	00.00	00.00




PARAMETRO DEPARTAMENTO MUNICIPIO DE PITALITO

891180077-0
EJECUCION ACTIVA

Página 13 de 21

martes, 06 de agosto de 2019

ARTICULO	CONCEPTO	ESTIMATIVO INICIAL	ADICIONES/R EINTGRO	REDUCCION ES	TRASL. CREDITOS	TRASL. CONTRACREDITOS	ESTIMATIVO TOTAL	RECONOCIMIENTOS			RECAUDOS			SALDOS POR RECAUDAR	SALDOS POR EJECUTAR
								MESES ANTER.	MES	ACUMULADO	MESES ANTER.	MES	ACUMULADO		
11020602520701	SUPERAVIT FINANCIERO SGP EDUCACION CALIDAD	00.00	2,615,388,213.91	00.00	00.00	00.00	2,615,388,213.91	00.00	2,615,388,213.91	2,615,388,213.91	00.00	2,615,388,213.91	2,615,388,213.91	00.00	00.00
11020602520701 2120303	R.B. SGP EDUCACION CALIDAD	00.00	1,012,638,986.52	00.00	00.00	00.00	1,012,638,986.52	00.00	1,012,638,986.52	1,012,638,986.52	00.00	1,012,638,986.52	1,012,638,986.52	00.00	00.00
11020602520701 2120306	R.B FONPET EDUCACION DDR SGP 19	00.00	281,250,298.00	00.00	00.00	00.00	281,250,298.00	00.00	281,250,298.00	281,250,298.00	00.00	281,250,298.00	281,250,298.00	00.00	00.00
11020602520701 2120307	R.B RECURSOS DE EXCEDENTES FONPET	00.00	1,321,498,929.39	00.00	00.00	00.00	1,321,498,929.39	00.00	1,321,498,929.39	1,321,498,929.39	00.00	1,321,498,929.39	1,321,498,929.39	00.00	00.00
11020602520702	SUPERAVIT FINANCIERO EDUCACION PRESTACION DE SERVICIOS	00.00	1,144,256,363.29	00.00	00.00	00.00	1,144,256,363.29	00.00	1,144,256,363.29	1,144,256,363.29	00.00	1,144,256,363.29	1,144,256,363.29	00.00	00.00
11020602520702 2120203	R.B. SGP PRESTACION DE SERVICIOS CSF	00.00	1,144,256,363.29	00.00	00.00	00.00	1,144,256,363.29	00.00	1,144,256,363.29	1,144,256,363.29	00.00	1,144,256,363.29	1,144,256,363.29	00.00	00.00
11020602520703	SUPERAVIT FINANCIERO ALIMENTACION ESCOLAR	00.00	250,417,479.55	00.00	00.00	00.00	250,417,479.55	00.00	250,417,479.55	250,417,479.55	00.00	250,417,479.55	250,417,479.55	00.00	00.00
11020602520703 2103	RB SGP ALIMENTACION ESCOLAR	00.00	82,216,386.82	00.00	00.00	00.00	82,216,386.82	00.00	82,216,386.82	82,216,386.82	00.00	82,216,386.82	82,216,386.82	00.00	00.00
11020602520703 2110819	R.B. RESOLUCION 21802.MEN 2017	00.00	168,201,092.73	00.00	00.00	00.00	168,201,092.73	00.00	168,201,092.73	168,201,092.73	00.00	168,201,092.73	168,201,092.73	00.00	00.00
110206025210	RECURSOS DE EXCEDENTES FONPET	00.00	450,750,031.18	00.00	00.00	00.00	450,750,031.18	00.00	411,171,876.42	411,171,876.42	00.00	411,171,876.42	411,171,876.42	00.00	39,578,154.76
110206025210 2120206	RECURSOS DE EXCEDENTES FONPET RESOLUCION 4002	00.00	450,196,330.12	00.00	00.00	00.00	450,196,330.12	00.00	406,920,222.12	406,920,222.12	00.00	406,920,222.12	406,920,222.12	00.00	43,276,108.00
110206025210 2120211	Rtos. Fijos. Fonpet Educación 595-579-534	00.00	00.00	00.00	00.00	00.00	00.00	00.00	3,682,367.16	3,682,367.16	00.00	3,682,367.16	3,682,367.16	00.00	(3,682,367.16)
110206025210 2120212	Reintegros. Fonpet Educación 595-579-534	00.00	00.00	00.00	00.00	00.00	00.00	00.00	15,586.08	15,586.08	00.00	15,586.08	15,586.08	00.00	(15,586.08)
110206025210 21704	R.B. FONPET EDUCACION DDR SGP 19	00.00	553,701.06	00.00	00.00	00.00	553,701.06	00.00	553,701.06	553,701.06	00.00	553,701.06	553,701.06	00.00	00.00
110206025211	RECURSOS DE CAPITAL	00.00	148,993,763.00	00.00	00.00	00.00	148,993,763.00	00.00	148,993,763.00	148,993,763.00	00.00	148,993,763.00	148,993,763.00	00.00	00.00
11020602521101	RECURSOS DEL CREDITO	00.00	148,993,763.00	00.00	00.00	00.00	148,993,763.00	00.00	148,993,763.00	148,993,763.00	00.00	148,993,763.00	148,993,763.00	00.00	00.00
11020602521101 2102	R.B. RECURSOS DEL CREDITO 2016	00.00	148,993,763.00	00.00	00.00	00.00	148,993,763.00	00.00	148,993,763.00	148,993,763.00	00.00	148,993,763.00	148,993,763.00	00.00	00.00
1102060253	OTROS FONDOS Y CUENTAS ESPECIALES	8,191,571,805.92	2,403,566,021.63	00.00	00.00	00.00	10,595,237,827.55	00.00	7,813,326,042.67	7,813,326,042.67	00.00	7,813,326,042.67	7,813,326,042.67	00.00	2,781,911,784.88
11020602533	FONDOS CON DESTINACION ESPECIFICA	6,565,505,273.00	2,140,372,983.88	00.00	00.00	00.00	8,705,878,256.88	00.00	6,433,994,796.23	6,433,994,796.23	00.00	6,433,994,796.23	6,433,994,796.23	00.00	2,271,883,460.65
1102060253101	FONDO RENTA PARA EL DEPORTE Y LA RECREACION	373,304,166.00	46,715,797.04	00.00	00.00	00.00	420,019,963.04	00.00	300,837,686.12	300,837,686.12	00.00	300,837,686.12	300,837,686.12	00.00	119,182,276.92



PARAMETRO DEPARTAMENTO MUNICIPIO DE PITALITO

891180077-0
EJECUCION ACTIVA

martes, 06 de agosto de 2019

Página 14 de 21

ARTICULO	CONCEPTO	ESTIMATIVO INICIAL	ADICIONES/R EINTEGRO	REDUCCION ES	TRASL. CREDITOS	TRASL. CONTRACREDITOS	ESTIMATIVO TOTAL	RECONOCIMIENTOS			RECAUDOS			SALDOS POR RECAUDAR	SALDOS POR EJECUTAR
								MESES ANTER.	MES	ACUMULADO	MESES ANTER.	MES	ACUMULADO		
110206025310101	FONDO PARA EL DEPORTE Y LA RECREACION	298,643,333.00	37,063,653.15	00.00	00.00	00.00	335,706,986.15	00.00	240,458,920.99	240,458,920.99	00.00	240,458,920.99	240,458,920.99	00.00	95,248,065.16
110206025310101206	Fondo para el Deporte y la Recreación	298,643,333.00	00.00	00.00	00.00	00.00	298,643,333.00	00.00	203,211,231.98	203,211,231.98	00.00	203,211,231.98	203,211,231.98	00.00	95,432,101.02
110206025310101331	R.B. ESTAMPILLA PRODEPORTE	00.00	37,063,653.15	00.00	00.00	00.00	37,063,653.15	00.00	37,063,653.15	37,063,653.15	00.00	37,063,653.15	37,063,653.15	00.00	00.00
110206025310101260219	RTOS FROS ESTAMPILLAS PRODEPORTE	00.00	00.00	00.00	00.00	00.00	00.00	00.00	184,035.86	184,035.86	00.00	184,035.86	184,035.86	00.00	(184,035.86)
110206025310102	FONPET LEY 863 DE 2003 20% ESTAMPILLAS	74,660,833.00	9,652,143.89	00.00	00.00	00.00	84,312,976.89	00.00	60,378,765.13	60,378,765.13	00.00	60,378,765.13	60,378,765.13	00.00	23,934,211.76
110206025310102206	Fondo para el Deporte y la Recreación	74,660,833.00	00.00	00.00	00.00	00.00	74,660,833.00	00.00	50,726,621.24	50,726,621.24	00.00	50,726,621.24	50,726,621.24	00.00	23,934,211.76
110206025310102331	R.B. ESTAMPILLA PRODEPORTE	00.00	9,652,143.89	00.00	00.00	00.00	9,652,143.89	00.00	9,652,143.89	9,652,143.89	00.00	9,652,143.89	9,652,143.89	00.00	00.00
1102060253102	FONDO ESTAMPILLA PROCULTURA	338,827,145.00	150,655,833.80	00.00	00.00	00.00	489,382,978.80	00.00	406,104,725.27	406,104,725.27	00.00	406,104,725.27	406,104,725.27	00.00	83,278,253.53
110206025310201	ESTAMPILLA PROCULTURA	271,061,716.00	134,624,305.78	00.00	00.00	00.00	405,686,021.78	00.00	338,783,385.56	338,783,385.56	00.00	338,783,385.56	338,783,385.56	00.00	66,902,636.22
110206025310201205	Estampillas Procultura	271,061,716.00	00.00	00.00	00.00	00.00	271,061,716.00	00.00	203,735,041.98	203,735,041.98	00.00	203,735,041.98	203,735,041.98	00.00	67,326,674.02
1102060253102011313	R.B. FONDO ESTAMPILLA PROCULTURA	00.00	134,624,305.78	00.00	00.00	00.00	134,624,305.78	00.00	134,624,305.78	134,624,305.78	00.00	134,624,305.78	134,624,305.78	00.00	00.00
110206025310201260218	RTOS FROS ESTAMPILLAS PROCULTURA	00.00	00.00	00.00	00.00	00.00	00.00	00.00	424,037.80	424,037.80	00.00	424,037.80	424,037.80	00.00	(424,037.80)
110206025310202	FONPET LEY 863 DE 2003 20% ESTAMPILLAS	67,765,429.00	15,931,528.02	00.00	00.00	00.00	83,696,957.02	00.00	67,321,339.71	67,321,339.71	00.00	67,321,339.71	67,321,339.71	00.00	16,375,617.31
110206025310202205	Estampillas Procultura	67,765,429.00	00.00	00.00	00.00	00.00	67,765,429.00	00.00	50,855,592.24	50,855,592.24	00.00	50,855,592.24	50,855,592.24	00.00	16,909,836.76
1102060253102021313	R.B. FONDO ESTAMPILLA PROCULTURA	00.00	15,931,528.02	00.00	00.00	00.00	15,931,528.02	00.00	15,931,528.02	15,931,528.02	00.00	15,931,528.02	15,931,528.02	00.00	00.00
110206025310202260225	RTOS FROS FONPET LEY 863/2003 20% RETENCION ESTAMPILLAS	00.00	00.00	00.00	00.00	00.00	00.00	00.00	534,219.45	534,219.45	00.00	534,219.45	534,219.45	00.00	(534,219.45)
1102060253103	FONDO PRODESARROLLO UNIVERSIDAD SURCOLOMBIANA	191,203,545.00	295,203,000.10	00.00	00.00	00.00	486,406,545.10	00.00	416,850,810.71	416,850,810.71	00.00	416,850,810.71	416,850,810.71	00.00	69,555,734.39
110206025310301	FONDO PRODESARROLLO UNIVERSIDAD SURCOLOMBIANA	152,962,836.00	167,669,358.35	00.00	00.00	00.00	320,632,194.35	00.00	264,628,656.96	264,628,656.96	00.00	264,628,656.96	264,628,656.96	00.00	56,003,537.39
110206025310301208	FONDO PRODESARROLLO UNIVERSIDADES PUBLICAS	152,962,836.00	00.00	00.00	00.00	00.00	152,962,836.00	00.00	96,959,298.61	96,959,298.61	00.00	96,959,298.61	96,959,298.61	00.00	56,003,537.39
1102060253103011319	R.B. FONDO PROUNIVERSIDADES PUBLICAS	00.00	167,669,358.35	00.00	00.00	00.00	167,669,358.35	00.00	167,669,358.35	167,669,358.35	00.00	167,669,358.35	167,669,358.35	00.00	00.00
110206025310302	FONPET LEY 863 DE 2003 20%	38,240,709.00	127,533,641.75	00.00	00.00	00.00	165,774,350.75	00.00	152,222,153.75	152,222,153.75	00.00	152,222,153.75	152,222,153.75	00.00	13,552,197.00



PARAMETRO DEPARTAMENTO MUNICIPIO DE PITALITO

891180077-0
EJECUCION ACTIVA

martes, 06 de agosto de 2019

Página 15 de 21

ARTICULO	CONCEPTO	ESTIMATIVO INICIAL	ADICIONES/R EINTEGRO	REDUCCIONES	TRASL. CREDITOS	TRASL. CONTRACREDITOS	ESTIMATIVO TOTAL	RECONOCIMIENTOS			RECAUDOS			SALDOS POR RECAUDAR	SALDOS POR EJECUTAR
								MESES ANTER.	MES	ACUMULADO	MESES ANTER.	MES	ACUMULADO		
1102060253103021208	FONDO PRODESARROLLO UNIVERSIDADES PUBLICAS	38,240,709.00	00.00	00.00	00.00	00.00	38,240,709.00	00.00	24,688,512.00	24,688,512.00	00.00	24,688,512.00	24,688,512.00	00.00	13,552,197.00
1102060253103021319	R.B. FONDO PROUNIVERSIDADES PUBLICAS	00.00	127,533,641.75	00.00	00.00	00.00	127,533,641.75	00.00	127,533,641.75	127,533,641.75	00.00	127,533,641.75	127,533,641.75	00.00	00.00
1102060253104	LEY 418 FONDO DE SEGURIDAD CIUDADANA (CONTRIBUCION SOBRE CONTRATO DE OBRA PUBLICA)	552,000,000.00	45,611,361.30	00.00	00.00	00.00	597,611,361.30	00.00	240,496,573.55	240,496,573.55	00.00	240,496,573.55	240,496,573.55	00.00	357,114,787.75
1102060253104120404	LEY 418 (FONDO DE SEGURIDAD CIUDADANA)	552,000,000.00	00.00	00.00	00.00	00.00	552,000,000.00	00.00	194,802,832.00	194,802,832.00	00.00	194,802,832.00	194,802,832.00	00.00	357,197,168.00
11020602531041329	R.B. FONDO DE SEGURIDAD	00.00	45,611,361.30	00.00	00.00	00.00	45,611,361.30	00.00	45,611,361.30	45,611,361.30	00.00	45,611,361.30	45,611,361.30	00.00	00.00
1102060253104260209	RTOS FROS SEGURIDAD CIUDADANA	00.00	00.00	00.00	00.00	00.00	00.00	00.00	82,380.25	82,380.25	00.00	82,380.25	82,380.25	00.00	(82,380.25)
1102060253105	FONDO AMBIENTAL 15% PREDIAL (SOBRETASA AMBIENTAL)	1,120,000,000.00	32,352,731.65	00.00	00.00	00.00	1,152,352,731.65	00.00	1,080,763,426.65	1,080,763,426.65	00.00	1,080,763,426.65	1,080,763,426.65	00.00	71,589,305.00
1102060253105110101	LIBRE ASIGNACION DE IMPUESTOS	1,120,000,000.00	00.00	00.00	00.00	00.00	1,120,000,000.00	00.00	1,048,410,695.00	1,048,410,695.00	00.00	1,048,410,695.00	1,048,410,695.00	00.00	71,589,305.00
1102060253105110109	R.B. RECURSOS PROPIOS L.D	00.00	32,352,731.65	00.00	00.00	00.00	32,352,731.65	00.00	32,352,731.65	32,352,731.65	00.00	32,352,731.65	32,352,731.65	00.00	00.00
1102060253106	FONDO ALUMBRADO PUBLICO (IMPUESTO DE ALUMBRADO PUBLICO)	2,908,522,715.00	1,231,075,548.87	00.00	00.00	00.00	4,139,598,263.87	00.00	2,656,418,374.07	2,656,418,374.07	00.00	2,656,418,374.07	2,656,418,374.07	00.00	1,483,179,889.80
1102060253106121001	ALUMBRADO PUBLICO	2,908,522,715.00	00.00	00.00	00.00	00.00	2,908,522,715.00	00.00	1,421,027,815.20	1,421,027,815.20	00.00	1,421,027,815.20	1,421,027,815.20	00.00	1,487,494,899.80
1102060253106121002	R.B. ALUMBRADO PUBLICO	00.00	1,231,075,548.87	00.00	00.00	00.00	1,231,075,548.87	00.00	1,231,075,548.87	1,231,075,548.87	00.00	1,231,075,548.87	1,231,075,548.87	00.00	00.00
1102060253106250214	RTOS FROS RECURSOS FONDO DE ALUMBRADO PUBLICO	00.00	00.00	00.00	00.00	00.00	00.00	00.00	4,315,010.00	4,315,010.00	00.00	4,315,010.00	4,315,010.00	00.00	(4,315,010.00)
1102060253109	FONDO CONTRIBUCION DE VALORIZACION (IMPUESTO VALORIZACION VIGENCIA ACTUAL Y ANTERIOR)	2,600,000.00	16,691,782.37	00.00	00.00	00.00	19,291,782.37	00.00	16,738,033.71	16,738,033.71	00.00	16,738,033.71	16,738,033.71	00.00	2,553,748.66
110206025310912009	FONDO DE VALORIZACION	2,600,000.00	00.00	00.00	00.00	00.00	2,600,000.00	00.00	00.00	00.00	00.00	00.00	00.00	00.00	2,600,000.00
11020602531091312	R.B. FONDO CONTRIBUCION DE VALORIZACION	00.00	16,691,782.37	00.00	00.00	00.00	16,691,782.37	00.00	16,700,535.04	16,700,535.04	00.00	16,700,535.04	16,700,535.04	00.00	(8,752.67)
1102060253109260238	RTOS FINANCIERO FONDO DE VALORIZACION	00.00	00.00	00.00	00.00	00.00	00.00	00.00	37,498.67	37,498.67	00.00	37,498.67	37,498.67	00.00	(37,498.67)
1102060253113	FONDO PARA LA PROVISION Y DOTACION DEL ESPACIO PUBLICO	30,000,000.00	185,580,556.69	00.00	00.00	00.00	215,580,556.69	00.00	322,991,273.27	322,991,273.27	00.00	322,991,273.27	322,991,273.27	00.00	(107,410,716.58)



PARAMETRO DEPARTAMENTO MUNICIPIO DE PITALITO

891180077-0

EJECUCION ACTIVA

martes, 06 de agosto de 2019

Página 16 de 21

ARTICULO	CONCEPTO	ESTIMATIVO INICIAL	ADICIONES/ R EINTEGRO	REDUCCION ES	TRASL. CREDITOS	TRASL. CONTRACRE DITOS	ESTIMATIVO TOTAL	RECONOCIMIENTOS			RECAUDOS			SALDOS POR RECAUDAR	SALDOS POR EJECUTAR
								MESES ANTER.	MES	ACUMULADO	MESES ANTER.	MES	ACUMULADO		
1102060253113 1225	FONDO PARA LA PROVISION Y DOTACION DE ESPACIO PUBLICO	30,000,000.00	00.00	00.00	00.00	00.00	30,000,000.00	00.00	137,220,115.00	137,220,115.00	00.00	137,220,115.00	137,220,115.00	00.00	(107,220,115.00)
1102060253113 1338	R.B. FONDO PARA LA PROVISION Y DOTACION DEL ESPACIO PUBLICO	00.00	185,580,556.69	00.00	00.00	00.00	185,580,556.69	00.00	185,580,556.69	185,580,556.69	00.00	185,580,556.69	185,580,556.69	00.00	00.00
1102060253113 259212	RTOS FROS FONDO PARA LA PROVISION Y DOTACION DEL ESPACIO PUBLICO	00.00	00.00	00.00	00.00	00.00	00.00	00.00	190,601.58	190,601.58	00.00	190,601.58	190,601.58	00.00	(190,601.58)
1102060253114	FONDO MUNICIPAL DE COMPARENDO AMBIENTAL	1,000.00	4,190,801.28	00.00	00.00	00.00	4,191,801.28	00.00	4,192,880.31	4,192,880.31	00.00	4,192,880.31	4,192,880.31	00.00	(1,079.03)
1102060253114 1227	COPARENDO AMBIENTAL	1,000.00	00.00	00.00	00.00	00.00	1,000.00	00.00	00.00	00.00	00.00	00.00	00.00	00.00	1,000.00
1102060253114 1336	R.B. COMPARENDO AMBIENTAL	00.00	4,190,801.28	00.00	00.00	00.00	4,190,801.28	00.00	4,190,801.28	4,190,801.28	00.00	4,190,801.28	4,190,801.28	00.00	00.00
1102060253114 260220	RTOS FROS FONDO MPAL COMPARENDO AMBIENTAL	00.00	00.00	00.00	00.00	00.00	00.00	00.00	2,079.03	2,079.03	00.00	2,079.03	2,079.03	00.00	(2,079.03)
1102060253115	SOBRETASA BOMBERIL	466,077,135.00	5,677,522.75	00.00	00.00	00.00	471,754,657.75	00.00	452,683,401.30	452,683,401.30	00.00	452,683,401.30	452,683,401.30	00.00	19,071,256.45
1102060253115 121303	RB SOBRETASA BOMBERIL	00.00	5,677,522.75	00.00	00.00	00.00	5,677,522.75	00.00	5,677,522.75	5,677,522.75	00.00	5,677,522.75	5,677,522.75	00.00	00.00
1102060253115 1229	SOBRETASA BOMBERIL	466,077,135.00	00.00	00.00	00.00	00.00	466,077,135.00	00.00	447,002,489.30	447,002,489.30	00.00	447,002,489.30	447,002,489.30	00.00	19,074,645.70
1102060253115 260222	RTOS FROS SOBRETASA BOMBERIL	00.00	00.00	00.00	00.00	00.00	00.00	00.00	3,389.25	3,389.25	00.00	3,389.25	3,389.25	00.00	(3,389.25)
1102060253116	ESTAMPILLA PROBIENESTAR DEL ANCIANO Y CENTROS DE ATENCION PARA LA TERCERA EDAD	554,315,052.00	97,328,036.84	00.00	00.00	00.00	651,643,088.84	00.00	479,590,411.79	479,590,411.79	00.00	479,590,411.79	479,590,411.79	00.00	172,052,677.05
110206025311601	ESTAMPILLA PROBIENESTAR DEL ANCIANO Y CENTROS DE ATENCION PARA LA TERCERA EDAD	443,452,042.00	79,302,001.10	00.00	00.00	00.00	522,754,043.10	00.00	385,070,401.68	385,070,401.68	00.00	385,070,401.68	385,070,401.68	00.00	137,683,641.42
110206025311601 1230	ESTAMP. PROBIENESTAR DEL ANCIANO Y CENTRO DE ATENC. PARA LA TERCERA EDAD	443,452,042.00	00.00	00.00	00.00	00.00	443,452,042.00	00.00	305,767,154.47	305,767,154.47	00.00	305,767,154.47	305,767,154.47	00.00	137,684,887.53
110206025311601 1332	R.B. ESTAMPILLA PROBIENESTAR DEL ANCIANO	00.00	79,302,001.10	00.00	00.00	00.00	79,302,001.10	00.00	79,302,001.10	79,302,001.10	00.00	79,302,001.10	79,302,001.10	00.00	00.00
110206025311601 260221	RTOS FROS ESTAMP. PRO BIENESTAR DEL ANCIANO Y CENTRO DE ATENC. PARA LA TERCERA EDAD	00.00	00.00	00.00	00.00	00.00	00.00	00.00	1,246.11	1,246.11	00.00	1,246.11	1,246.11	00.00	(1,246.11)
110206025311602	FONPET LEY 863 DE 2003 20% ESTAMPILLAS	110,863,010.00	18,026,035.74	00.00	00.00	00.00	128,889,045.74	00.00	94,520,010.11	94,520,010.11	00.00	94,520,010.11	94,520,010.11	00.00	34,369,035.63



PARAMETRO DEPARTAMENTO MUNICIPIO DE PITALITO

891180077-0
EJECUCION ACTIVA

martes, 06 de agosto de 2019

Página 17 de 21

ARTICULO	CONCEPTO	ESTIMATIVO INICIAL	ADICIONES/R EINTEGRO	REDUCCIONES	TRASL. CREDITOS	TRASL. CONTRACREDITOS	ESTIMATIVO TOTAL	RECONOCIMIENTOS			RECAUDOS			SALDOS POR RECAUDAR	SALDOS POR EJECUTAR
								MESES ANTER.	MES	ACUMULADO	MESES ANTER.	MES	ACUMULADO		
102060253116021230	ESTAMP. PROBIENESTAR DEL ANCIANO Y CENTRO DE ATENC. PARA LA TERCERA EDAD	110,863,010.00	00.00	00.00	00.00	00.00	110,863,010.00	00.00	76,493,974.37	76,493,974.37	00.00	76,493,974.37	76,493,974.37	00.00	34,369,035.63
102060253116021332	R.B. ESTAMPILLA PROBIENESTAR DEL ANCIANO	00.00	18,026,035.74	00.00	00.00	00.00	18,026,035.74	00.00	18,026,035.74	18,026,035.74	00.00	18,026,035.74	18,026,035.74	00.00	00.00
102060253117	FONDO TERRITORIAL DE SEGURIDAD Y CONVIVENCIA CIUDADANA	28,654,515.00	29,390,011.19	00.00	00.00	00.00	58,044,526.19	00.00	56,327,199.48	56,327,199.48	00.00	56,327,199.48	56,327,199.48	00.00	1,717,326.71
1020602531171207	LEY 1801 DE 2016 - FONDO TERRITORIAL DE SEGURIDAD Y CONVIVENCIA CIUDADANA	28,654,515.00	00.00	00.00	00.00	00.00	28,654,515.00	00.00	26,920,151.00	26,920,151.00	00.00	26,920,151.00	26,920,151.00	00.00	1,734,364.00
1020602531171344	R.B. LEY 1801 DE 2016 - FONDO TERRIT. DE SEGURIDAD Y CONVIVENC. CIUDADANA	00.00	29,390,011.19	00.00	00.00	00.00	29,390,011.19	00.00	29,390,011.19	29,390,011.19	00.00	29,390,011.19	29,390,011.19	00.00	00.00
102060253117250224	RTOS FROS FONDO TERRITORIAL DE SEGURIDAD Y CONVIVENCIA CIUDADANA	00.00	00.00	00.00	00.00	00.00	00.00	00.00	17,037.29	17,037.29	00.00	17,037.29	17,037.29	00.00	(17,037.29)
1020602532	OTRAS CUENTAS Y FONDOS ESPECIALES DE DESTINACION ESPECIFICA	1,626,066,532.92	263,293,037.75	00.00	00.00	00.00	1,889,359,570.67	00.00	1,379,331,246.44	1,379,331,246.44	00.00	1,379,331,246.44	1,379,331,246.44	00.00	510,028,324.23
102060253201	FONDO DE GESTION DEL RIESGO	144,830,000.00	00.00	00.00	00.00	00.00	144,830,000.00	00.00	69,685,707.00	69,685,707.00	00.00	69,685,707.00	69,685,707.00	00.00	75,144,293.00
1020602532011102	SOBRETASA A LA GASOLINA	144,830,000.00	00.00	00.00	00.00	00.00	144,830,000.00	00.00	69,685,707.00	69,685,707.00	00.00	69,685,707.00	69,685,707.00	00.00	75,144,293.00
102060253202	FONDO PARA LA POBLACION DESPLAZADA	110,000,000.00	00.00	00.00	00.00	00.00	110,000,000.00	00.00	53,066,104.00	53,066,104.00	00.00	53,066,104.00	53,066,104.00	00.00	56,933,896.00
1020602532021102	SOBRETASA A LA GASOLINA	110,000,000.00	00.00	00.00	00.00	00.00	110,000,000.00	00.00	53,066,104.00	53,066,104.00	00.00	53,066,104.00	53,066,104.00	00.00	56,933,896.00
102060253203	FONDO DE EDUCACION PARA EL TRABAJO Y EL DESARROLLO HUMANO	00.00	50,933,513.00	00.00	00.00	00.00	50,933,513.00	00.00	57,699,589.00	57,699,589.00	00.00	57,699,589.00	57,699,589.00	00.00	(6,766,076.00)
1020602532031102	Fondo de Educación para el Trabajo y el Desarrollo Humano	00.00	00.00	00.00	00.00	00.00	00.00	00.00	6,624,928.00	6,624,928.00	00.00	6,624,928.00	6,624,928.00	00.00	(6,624,928.00)
1020602532031233	RTOS FROS Fondo de Educación para el Trabajo y el Desarrollo Humano	00.00	00.00	00.00	00.00	00.00	00.00	00.00	141,148.00	141,148.00	00.00	141,148.00	141,148.00	00.00	(141,148.00)
1020602532031237	R.B. FONDO DE EDUCACION PARA EL TRABAJO Y EL DESARROLLO HUMANO	00.00	50,933,513.00	00.00	00.00	00.00	50,933,513.00	00.00	50,933,513.00	50,933,513.00	00.00	50,933,513.00	50,933,513.00	00.00	00.00
102060253204	RECURSOS DESTINADOS AL INSTITUTO DE CULTURA RECREACION Y DEPORTE	727,236,532.92	166,299,135.23	00.00	00.00	00.00	893,535,668.15	00.00	751,549,374.23	751,549,374.23	00.00	751,549,374.23	751,549,374.23	00.00	141,986,293.92
102060253204110101	LIBRE ASIGNACION DE IMPUESTOS	727,236,532.92	00.00	00.00	00.00	00.00	727,236,532.92	00.00	585,250,239.00	585,250,239.00	00.00	585,250,239.00	585,250,239.00	00.00	141,986,293.92



PARAMETRO DEPARTAMENTO MUNICIPIO DE PITALITO

891180077-0
EJECUCION ACTIVA

martes, 06 de agosto de 2019

Página 18 de 21

ARTICULO	CONCEPTO	ESTIMATIVO INICIAL	ADICIONES/R EINTEGRO	REDUCCION ES	TRASL. CREDITOS	TRASL. CONTRACRE DITOS	ESTIMATIVO TOTAL	RECONOCIMIENTOS			RECAUDOS			SALDOS POR RECAUDAR	SALDOS POR EJECUTAR
								MESES ANTER.	MES	ACUMULADO	MESES ANTER.	MES	ACUMULADO		
1102060253204 110109	R.B. RECURSOS PROPIOS L D	00.00	166,299,135.23	00.00	00.00	00.00	166,299,135.23	00.00	166,299,135.23	166,299,135.23	00.00	166,299,135.23	166,299,135.23	00.00	00.00
1102060253205	FONDO ELECTRIFICACION RURAL	00.00	4,152,086.32	00.00	00.00	00.00	4,152,086.32	00.00	4,152,086.32	4,152,086.32	00.00	4,152,086.32	4,152,086.32	00.00	00.00
1102060253205 1333	R.B. FONDO ELECTRIFICACION	00.00	4,152,086.32	00.00	00.00	00.00	4,152,086.32	00.00	4,152,086.32	4,152,086.32	00.00	4,152,086.32	4,152,086.32	00.00	00.00
1102060253206	FONDO DE CONTINGENCIAS JUDICIALES	644,000,000.00	00.00	00.00	00.00	00.00	644,000,000.00	00.00	401,270,082.69	401,270,082.69	00.00	401,270,082.69	401,270,082.69	00.00	242,729,917.31
1102060253206 110101	LIBRE ASIGNACION DE IMPUESTOS	218,278,814.49	00.00	00.00	00.00	00.00	218,278,814.49	00.00	196,003,395.69	196,003,395.69	00.00	196,003,395.69	196,003,395.69	00.00	22,275,418.80
1102060253206 1102	SOBRETASA A LA GASOLINA	425,721,185.51	00.00	00.00	00.00	00.00	425,721,185.51	00.00	205,266,687.00	205,266,687.00	00.00	205,266,687.00	205,266,687.00	00.00	220,454,498.51
1102060253207	ESPECTACULOS PUBLICOS Y ARTES ESCENICAS	00.00	37,794.56	00.00	00.00	00.00	37,794.56	00.00	37,794.56	37,794.56	00.00	37,794.56	37,794.56	00.00	00.00
1102060253207 1339	R.B. CONTRIBUC. PARAFISCALES- ESPECTACULOS PUBLICOS Y ARTES ESCENICAS (LEY 1483/2011)	00.00	37,794.56	00.00	00.00	00.00	37,794.56	00.00	37,794.56	37,794.56	00.00	37,794.56	37,794.56	00.00	00.00
1102060253208	RECURSOS DEL BALANCE FONPET 20% ESTAMPILLAS	00.00	41,870,508.64	00.00	00.00	00.00	41,870,508.64	00.00	41,870,508.64	41,870,508.64	00.00	41,870,508.64	41,870,508.64	00.00	00.00
1102060253208 1343	R.B. FONPET 20% ESTAMPILLAS	00.00	41,870,508.64	00.00	00.00	00.00	41,870,508.64	00.00	41,870,508.64	41,870,508.64	00.00	41,870,508.64	41,870,508.64	00.00	00.00
13	INGRESOS DE CAPITAL	00.00	16,277,703,285.15	42,000,000.00	00.00	00.00	16,235,703,285.15	00.00	10,297,036,978.76	10,297,036,978.76	00.00	10,297,036,978.76	10,297,036,978.76	00.00	5,938,666,306.39
1331	COFINANCIACION	00.00	6,148,731,646.00	00.00	00.00	00.00	6,148,731,646.00	00.00	82,780,000.00	82,780,000.00	00.00	82,780,000.00	82,780,000.00	00.00	6,065,951,646.00
133101	COFINANCIACION NACIONAL	00.00	6,015,951,646.00	00.00	00.00	00.00	6,015,951,646.00	00.00	00.00	00.00	00.00	00.00	00.00	00.00	6,015,951,646.00
133101 110214	CONV.499/016. FIP. S.S.F. CONST. PAVIM. VIAS BRR. SIMON BOLIVAR- CRISTO REY-A.NARIÑO Y JARDIN	00.00	300,060,720.00	00.00	00.00	00.00	300,060,720.00	00.00	00.00	00.00	00.00	00.00	00.00	00.00	300,060,720.00
133101 2110215	CONV.499/016. FIP. S.S.F. CONST. PAVIM. CLS Y CRAS BRR. GUADUALES.	00.00	336,549,756.00	00.00	00.00	00.00	336,549,756.00	00.00	00.00	00.00	00.00	00.00	00.00	00.00	336,549,756.00
133101 2110216	CONV. 694/017 FIP. MEJORAM. VIAS URBANAS PAVIMENTAC. EN CONCRETO RIGID AVENIDA PRIMAVERA EN LOS BRR. AMERICAS, PINOS, SIMON BOLIVAR, PANORAMA, POPULAR, DIVINO NIÑO MPIO DE PITALITO	00.00	4,382,314,872.00	00.00	00.00	00.00	4,382,314,872.00	00.00	00.00	00.00	00.00	00.00	00.00	00.00	4,382,314,872.00
133101 2110217	CONV. 695/017 FIP. CONSTRUCC. OBRAS DE ORNATO E ILUMINAC. FASE II PARQUE PRINCIP. CENTRO POBLA. BRUSELAS MPIO PITALITO	00.00	30,850,845.00	00.00	00.00	00.00	30,850,845.00	00.00	00.00	00.00	00.00	00.00	00.00	00.00	30,850,845.00



PARAMETRO DEPARTAMENTO MUNICIPIO DE PITALITO

891180077-0
EJECUCION ACTIVA

martes, 06 de agosto de 2019

Página 19 de 21

ARTICULO	CONCEPTO	ESTIMATIVO INICIAL	ADICIONES/ R EINTEGRO	REDUCCION ES	TRASL. CREDITOS	TRASL. CONTRACRE DITOS	ESTIMATIVO TOTAL	RECONOCIMIENTOS			RECAUDOS			SALDOS POR RECAUDAR	SALDOS POR EJECUTAR
								MESES ANTER.	MES	ACUMULADO	MESES ANTER.	MES	ACUMULADO		
130101 8110218	CONV. 696/017 FIP. CONSTRUCC, PAVIMENTO RIG. EN VIAS URBANAS BRR. VILLAS DE SAN DIEGO, SAN CARLOS, SIMON BOLIVAR URBANISMOS DE SANTA MARTHA Y EL ENCANTO II ETAPA MPIO DE PITALITO	00.00	966,175,453.00	00.00	00.00	00.00	966,175,453.00	00.00	00.00	00.00	00.00	00.00	00.00	00.00	966,175,453.00
130102	COFINANCIACION DEPARTAMENTAL	00.00	100,000,000.00	00.00	00.00	00.00	100,000,000.00	00.00	50,000,000.00	50,000,000.00	00.00	50,000,000.00	50,000,000.00	00.00	50,000,000.00
130102 8210110	CONVENIO INTERDMITIVO 019 DE 2019 *AUNAR ESFUERZOS Y RECURSOS PARA GARANTIL LA ATENC. A LA POBLAC. DE ADULTOS MAYORES ALBERGADOS EN EL HOGAR DE ANCIANOS *SAN JOSE* MPIO DE PITALITO	00.00	100,000,000.00	00.00	00.00	00.00	100,000,000.00	00.00	50,000,000.00	50,000,000.00	00.00	50,000,000.00	50,000,000.00	00.00	50,000,000.00
130103	COFINANCIACION MUNICIPAL	00.00	32,780,000.00	00.00	00.00	00.00	32,780,000.00	00.00	32,780,000.00	32,780,000.00	00.00	32,780,000.00	32,780,000.00	00.00	00.00
130103	8301 APORTE USUARIOS CONEXIÓN GAS DOMICILIARIO CENTRO POBLADO LA LAGUNA	00.00	32,780,000.00	00.00	00.00	00.00	32,780,000.00	00.00	32,780,000.00	32,780,000.00	00.00	32,780,000.00	32,780,000.00	00.00	00.00
1303	RENDIMIENTOS POR OPERACIONES FINANCIERAS	00.00	00.00	00.00	00.00	00.00	00.00	00.00	95,532,954.00	95,532,954.00	00.00	95,532,954.00	95,532,954.00	00.00	(95,532,954.00)
1303	1109 RC. RENDIM. POR OPERAC. FINANC. LIBRE DESTINACION	00.00	00.00	00.00	00.00	00.00	00.00	00.00	95,532,954.00	95,532,954.00	00.00	95,532,954.00	95,532,954.00	00.00	(95,532,954.00)
1305	REINTEGROS	00.00	00.00	00.00	00.00	00.00	00.00	00.00	24,178,826.10	24,178,826.10	00.00	24,178,826.10	24,178,826.10	00.00	(24,178,826.10)
1305	1113 RC REINTEGROS	00.00	00.00	00.00	00.00	00.00	00.00	00.00	14,295,066.10	14,295,066.10	00.00	14,295,066.10	14,295,066.10	00.00	(14,295,066.10)
1305	1117 RC REINTEGROS PROYECTOS PAVIMENTACION	00.00	00.00	00.00	00.00	00.00	00.00	00.00	9,883,760.00	9,883,760.00	00.00	9,883,760.00	9,883,760.00	00.00	(9,883,760.00)
1306	DIVIDENDOS	00.00	522,327,765.33	00.00	00.00	00.00	522,327,765.33	00.00	522,327,765.33	522,327,765.33	00.00	522,327,765.33	522,327,765.33	00.00	00.00
1306	1115 RC Dividendos	00.00	91,046,148.00	00.00	00.00	00.00	91,046,148.00	00.00	91,046,148.00	91,046,148.00	00.00	91,046,148.00	91,046,148.00	00.00	00.00
1306	1346 R.B. DIVIDENDOS	00.00	431,281,617.33	00.00	00.00	00.00	431,281,617.33	00.00	431,281,617.33	431,281,617.33	00.00	431,281,617.33	431,281,617.33	00.00	00.00
1307	RECURSOS DEL BALANCE	00.00	3,583,043,870.18	42,000,000.00	00.00	00.00	3,541,043,870.18	00.00	3,541,043,870.18	3,541,043,870.18	00.00	3,541,043,870.18	3,541,043,870.18	00.00	00.00
130701	SALDOS DE CAJA Y BANCOS	00.00	3,583,043,870.18	42,000,000.00	00.00	00.00	3,541,043,870.18	00.00	3,541,043,870.18	3,541,043,870.18	00.00	3,541,043,870.18	3,541,043,870.18	00.00	00.00
13070101	SUPERAVIT RECURSOS PROPIOS	00.00	3,583,043,870.18	42,000,000.00	00.00	00.00	3,541,043,870.18	00.00	3,541,043,870.18	3,541,043,870.18	00.00	3,541,043,870.18	3,541,043,870.18	00.00	00.00
13070101 110109	R.B. RECURSOS PROPIOS L D	00.00	527,228,291.63	42,000,000.00	00.00	00.00	485,228,291.63	00.00	485,228,291.63	485,228,291.63	00.00	485,228,291.63	485,228,291.63	00.00	00.00
13070101 112002	RB SOBRETASA A LA GASOLINA	00.00	1,177,725,396.76	00.00	00.00	00.00	1,177,725,396.76	00.00	1,177,725,396.76	1,177,725,396.76	00.00	1,177,725,396.76	1,177,725,396.76	00.00	00.00




PARAMETRO DEPARTAMENTO MUNICIPIO DE PITALITO

891180077-0
EJECUCION ACTIVA

martes, 06 de agosto de 2019

Página 20 de 21

ARTICULO	CONCEPTO	ESTIMATIVO INICIAL	ADICIONES/R EINTEGRO	REDUCCIONES	TRASL. CREDITOS	TRASL. CONTRACREDITOS	ESTIMATIVO TOTAL	RECONOCIMIENTOS			RECAUDOS			SALDOS POR RECAUDAR	SALDOS POR EJECUTAR
								MESES ANTER.	MES	ACUMULADO	MESES ANTER.	MES	ACUMULADO		
13070101 1341	R.B.IMPUESTO DEPARTAMENTAL VEHICULOS	00.00	223,113,607.01	00.00	00.00	00.00	223,113,607.01	00.00	223,113,607.01	223,113,607.01	00.00	223,113,607.01	223,113,607.01	00.00	00.00
13070101 1342	R.B. DESAHORRO FONPET - NOMINA PENSIONADOS PITALITO	00.00	1,531,517,735.33	00.00	00.00	00.00	1,531,517,735.33	00.00	1,531,517,735.33	1,531,517,735.33	00.00	1,531,517,735.33	1,531,517,735.33	00.00	00.00
13070101 1347	R.B. REC. PROPIOS COFINANCIAC.PROYECT. DE PAVIMENTACION	00.00	123,458,839.45	00.00	00.00	00.00	123,458,839.45	00.00	123,458,839.45	123,458,839.45	00.00	123,458,839.45	123,458,839.45	00.00	00.00
1308	INCENTIVOS REGIONALIZACION POR DISPOSICION FINAL DEBASURAS	00.00	16,320,233.43	00.00	00.00	00.00	16,320,233.43	00.00	23,893,792.94	23,893,792.94	00.00	23,893,792.94	23,893,792.94	00.00	(7,573,559.51)
1208	1226 INCENTIVO DE REGIONALIZAC. POR DISPOSIC. FINAL DE R. SOLIDOS	00.00	00.00	00.00	00.00	00.00	00.00	00.00	6,086,922.05	6,086,922.05	00.00	6,086,922.05	6,086,922.05	00.00	(6,086,922.05)
1308	1345 R.B. INCENTIVOS REGIONALIZACION MPIO DE PITALITO	00.00	16,320,233.43	00.00	00.00	00.00	16,320,233.43	00.00	16,320,233.43	16,320,233.43	00.00	16,320,233.43	16,320,233.43	00.00	00.00
1308 280213	RTOS FROS INCENTI REGIONALIZAC. MUNICIPIO DE PITALITO	00.00	00.00	00.00	00.00	00.00	00.00	00.00	1,486,637.46	1,486,637.46	00.00	1,486,637.46	1,486,637.46	00.00	(1,486,637.46)
1309	RECURSOS DEL CREDITO	00.00	5,962,350,228.04	00.00	00.00	00.00	5,962,350,228.04	00.00	5,962,350,228.04	5,962,350,228.04	00.00	5,962,350,228.04	5,962,350,228.04	00.00	00.00
130902	BANCA COMERCIAL	00.00	5,962,350,228.04	00.00	00.00	00.00	5,962,350,228.04	00.00	5,962,350,228.04	5,962,350,228.04	00.00	5,962,350,228.04	5,962,350,228.04	00.00	00.00
130902	1125 R.B. RECURSOS DEL CREDITO	00.00	32,223.04	00.00	00.00	00.00	32,223.04	00.00	32,223.04	32,223.04	00.00	32,223.04	32,223.04	00.00	00.00
130902	9104 BANCOLOMBIA CREDITO 611517263	00.00	1,000,000,000.00	00.00	00.00	00.00	1,000,000,000.00	00.00	1,000,000,000.00	1,000,000,000.00	00.00	1,000,000,000.00	1,000,000,000.00	00.00	00.00
130902	9105 R.B. BANCO AGRARIO CREDITO 611516474	00.00	1,025,334,409.00	00.00	00.00	00.00	1,025,334,409.00	00.00	1,025,334,409.00	1,025,334,409.00	00.00	1,025,334,409.00	1,025,334,409.00	00.00	00.00
130902	9106 V.F. RECURSOS DEL CREDITO - BANCO BOGOTA 453734184	00.00	3,903,464,752.00	00.00	00.00	00.00	3,903,464,752.00	00.00	3,903,464,752.00	3,903,464,752.00	00.00	3,903,464,752.00	3,903,464,752.00	00.00	00.00
130902	9107 R.B. BANCO BOGOTA CRÉDITO 453734184	00.00	33,518,844.00	00.00	00.00	00.00	33,518,844.00	00.00	33,518,844.00	33,518,844.00	00.00	33,518,844.00	33,518,844.00	00.00	00.00
1310	VIGENCIAS FUTURAS RECURSOS PROPIOS	00.00	44,929,542.17	00.00	00.00	00.00	44,929,542.17	00.00	44,929,542.17	44,929,542.17	00.00	44,929,542.17	44,929,542.17	00.00	00.00
1310	71111 V.F.VEHICULOS AUTOMOTORES	00.00	44,929,542.17	00.00	00.00	00.00	44,929,542.17	00.00	44,929,542.17	44,929,542.17	00.00	44,929,542.17	44,929,542.17	00.00	00.00



PARAMETRO DEPARTAMENTO MUNICIPIO DE PITALITO

891180077-0
EJECUCION ACTIVA

martes, 06 de agosto de 2019

ARTICULO	CONCEPTO	ESTIMATIVO INICIAL	ADICIONES/ E INTEGR O	REDUCCION ES	TRASL. CREDITOS	TRASL. CONTRACRE DITOS	ESTIMATIVO TOTAL	RECONOCIMIENTOS			RECAUDOS			SALDOS POR RECAUDAR	SALDOS POR EJECUTAR
								MESES ANTER.	MES	ACUMULADO	MESES ANTER.	MES	ACUMULADO		
TOTALES		173,451,936,154.26	41,982,585,171.09	410,733,344.79	00.00	00.00	216,023,787,990.56	00.00	123,891,656,948.84	123,891,656,948.84	00.00	123,891,656,948.84	123,891,656,948.84	00.00	91,132,131,031.72

OBSERVACIONES:

MIGUEL ANTONIO RICO RINCON - Alcalde Municipal

JORGE ELIECER TOVAR VALENCIA - Secretario de Hacienda

NANCY CASTAÑEDA LOZANO - Profesional Presupuesto

JOSE FELIX ROSERO BRAVO - Profesional Universitario